

For the Use of ADs of  
Agrani Bank PLC.

**Agrani Bank PLC.**  
Treasury Division  
Dealing Room (Front Office)  
Head Office, Dhaka

**EID MUBARAK**

Exchange Rate Circular No.93/26

Effective Date: 24-May-2026 to 31-May-2026

Phone No. 02223384902, 02223383978  
[treasury@agranibank.org](mailto:treasury@agranibank.org)  
[agranidealers@gmail.com](mailto:agranidealers@gmail.com)

1. Dealing rates of Agrani Bank PLC for 1 Unit of Foreign Currency against BDT:

SPOT SELLING		Currency	SPOT BUYING			
T.T & O.D	B.C.		TT CLEAN	TT DOC	OD Sight Exp Bill	OD Transfer
123.2500	123.2500	USD	122.1000	122.0000	121.8500	121.7000
167.9441	167.9441	GBP	161.9437	161.8094	161.6080	161.4066
147.8193	147.8193	EUR	140.6604	140.5444	140.3704	140.1963
0.8242	0.8242	JPY	0.7549	0.7542	0.7533	0.7524
90.1773	90.1773	AUD	86.8840	86.8128	86.7059	86.5991
90.9523	90.9523	CAD	88.0738	88.0015	87.8929	87.7844
159.3464	159.3464	CHF	155.1620	155.0346	154.8436	154.6526
98.4767	98.4767	SGD	95.2108	95.1327	95.0156	94.8984
31.3445	31.3445	MYR	30.2879	30.2627	30.2250	30.1872
33.1048	33.1048	SAR	32.0366	32.0099	31.9700	31.9300
33.8012	33.8012	AED	32.9399	32.9126	32.8718	32.8310
18.4397	18.4397	CNY	17.9391	17.9244	17.9023	17.8802

2.(A) Usance Rate:

Currency	30 DAYS	60 DAYS	90 DAYS	120 DAYS	180 DAYS
USD	120.6294	119.2507	117.8719	116.4473	113.6439
GBP	161.7191	159.8679	158.0167	156.1038	152.3397
EUR	139.6542	138.0546	136.4550	134.8021	131.5496

2.(B) Forward Rates (Its an indicative rate, actual should be collected from the dealing room):

	Currency	30 DAYS	60 DAYS	90 DAYS	180 DAYS
Selling Rate	USD	123.8986	124.5066	125.1146	127.1683
Buying Rate	USD	122.4511	123.0523	123.6534	125.6395

3. Selling and Buying Rates of Foreign Currency Notes (Cash) for 1 Unit of Foreign Currency against BDT:

SELLING	CURRENCY	BUYING	SELLING	CURRENCY	BUYING
123.0000	USD	122.0000	147.0000	EUR	143.0000
166.0000	GBP	160.0000	33.3000	AED	31.5000
32.6000	SAR	30.5000	97.0000	SGD	94.0000
87.0000	AUD	82.0000	31.3000	MYR	30.0000
90.0000	CAD	85.0000	0.8500	JPY	0.7500
33.2000	QAR	31.0000	1.4000	INR	1.3000
400.0000	KWD	370.0000	15.0000	HKD	11.0000
18.5000	CNY	17.0000	310.0000	BHD	300.0000
315.0000	OMR	305.0000	4.3000	THB	3.9000
86.0000	BND	79.0000	0.9200	NPR	0.8200
165.0000	JOD	155.0000			

**NOTE:** Cash selling and buying rates for all other currencies will be same as TT & OD and OD Transfer respectively mentioned under serial number 1.

4. SOFR:

Benchmark	1 Month	3 Months	6 Months	12 Months
SOFR	3.5843%	3.6361%	3.6978%	3.8378%

5. Deposit Rates:

(A) NFCD/FC Account	3 M to 1Yr	1 to 3 Years	3 to 5 Years
USD	3.7411%	3.9911%	4.2411%
GBP	4.3011%	4.5511%	4.8011%
EUR	0.0000%	0.0000%	0.0000%

**Note:** Interest on FC account is applicable only for balance not less than USD 1000, GBP 500 or equivalent in other currencies lying in the accounts for three months or longer period.

(B) RFCD Account	1 Month	3 Months	6 Months & Above
USD	2.0843%	2.1361%	2.1978%

**Note:** Interest on RFCD account will be payable as per the FE Circular No. 28 Date: October 31, 2024 of Bangladesh Bank.


6. Indicative Cross Rate of 1 USD with ACU mechanism countries:


Currency	PKR	INR	LKR	NPR	IRR	MMK	BTN	MVR
USD 1 =	280.8000	95.6900	328.0000	153.1000	1322790.0000	2093.7000	95.6900	15.4200


7. Indicative Cross Rates in Tokyo/Hongkong/Singapore Market

Currency	GBP/USD	EUR/USD	AUD/USD	USD/JPY	USD/SGD	USD/CAD	USD/MYR	USD/CHF	USD/CNY
Selling	1.3434	1.1604	0.7130	159.1900	1.2795	1.3820	3.9650	0.7847	6.7945
Buying	1.3427	1.1602	0.7124	159.2200	1.2804	1.3821	3.9710	0.7853	6.7950

**N.B:** All the quoted rates are indicative. Please note that Bank reserves the right to change the quoted rates without prior notice and adjust the difference amount due to rate fluctuation. AD branches are requested to collect actual dealing rates from dealing room. Processed by Md.Nasir Uddin and Checked by Md. Abu Munayem.

  
MD. ABU MUNAYEM  
PRINCIPAL OFFICER

  
MD. MAHBUBUL ISLAM  
ASSISTANT GENERAL MANAGER

  
MD. HUMAYUN KABIR  
DGM & HEAD OF TREASURY