

Agrani Bank PLC.
Treasury Division
Dealing Room (Front Office)
Head Office, Dhaka

For the Use of ADs of
Agrani Bank PLC.

Exchange Rate Circular No.95/26

Effective Date: Tuesday, June 02, 2026

Phone No.02223383978
treasury@agranibank.org
agranidealers@gmail.com

1. Dealing rates of Agrani Bank PLC for 1 Unit of Foreign Currency against BDT:

SPOT SELLING		Currency	SPOT BUYING			
T.T & O.D	B.C.		TT CLEAN	TT DOC	OD Sight Exp Bill	OD Transfer
123.2500	123.2500	USD	122.1000	122.0000	121.8500	121.7000
168.2768	168.2768	GBP	162.3100	162.1754	161.9735	161.7717
148.2260	148.2260	EUR	141.0634	140.9470	140.7725	140.5980
0.8218	0.8218	JPY	0.7524	0.7517	0.7508	0.7499
90.5593	90.5593	AUD	87.3114	87.2398	87.1324	87.0250
90.7913	90.7913	CAD	87.9143	87.8421	87.7338	87.6254
159.0667	159.0667	CHF	154.9248	154.7976	154.6069	154.4162
98.5596	98.5596	SGD	95.3525	95.2743	95.1570	95.0397
31.3602	31.3602	MYR	30.3189	30.2937	30.2559	30.2181
33.1030	33.1030	SAR	32.0348	32.0082	31.9682	31.9283
33.8030	33.8030	AED	32.9408	32.9135	32.8727	32.8319
18.5277	18.5277	CNY	18.0255	18.0107	17.9885	17.9663

2.(A) Usance Rate:

Currency	30 DAYS	60 DAYS	90 DAYS	120 DAYS	180 DAYS
USD	120.6294	119.2507	117.8719	116.4473	113.6439
GBP	162.0809	160.2256	158.3703	156.4531	152.6806
EUR	140.0523	138.4481	136.8440	135.1864	131.9247

2.(B) Forward Rates (Its an indicative rate, actual should be collected from the dealing room):

	Currency	30 DAYS	60 DAYS	90 DAYS	180 DAYS
Selling Rate	USD	123.8986	124.5066	125.1146	127.1683
Buying Rate	USD	122.4511	123.0523	123.6534	125.6395

3. Selling and Buying Rates of Foreign Currency Notes (Cash) for 1 Unit of Foreign Currency against BDT:

SELLING	CURRENCY	BUYING	SELLING	CURRENCY	BUYING
123.0000	USD	122.0000	147.0000	EUR	143.0000
166.0000	GBP	160.0000	33.3000	AED	31.5000
32.6000	SAR	30.5000	97.0000	SGD	94.0000
87.0000	AUD	82.0000	31.3000	MYR	30.0000
90.0000	CAD	85.0000	0.8500	JPY	0.7500
33.2000	QAR	31.0000	1.4000	INR	1.3000
400.0000	KWD	370.0000	15.0000	HKD	11.0000
18.5000	CNY	17.0000	310.0000	BHD	300.0000
315.0000	OMR	305.0000	4.3000	THB	3.9000
86.0000	BND	79.0000	0.9200	NPR	0.8200
165.0000	JOD	155.0000			

NOTE: Cash selling and buying rates for all other currencies will be same as TT & OD and OD Transfer respectively mentioned under serial number 1.

4. SOFR:

Benchmark	1 Month	3 Months	6 Months	12 Months
SOFR	3.6200%	3.6574%	3.7138%	3.8359%

5. Deposit Rates:

(A) NFCD/FC Account	3 M to 1Yr	1 to 3 Years	3 to 5 Years
USD	3.8417%	4.0917%	4.3417%
GBP	4.0455%	4.2955%	4.5455%
EUR	0.0000%	0.0000%	0.0000%

Note: Interest on FC account is applicable only for balance not less than USD 1000, GBP 500 or equivalent in other currencies lying in the accounts for three months or longer period.

(B) RFCD Account	1 Month	3 Months	6 Months & Above
USD	2.1200%	2.1574%	2.2138%

Note: Interest on RFCD account will be payable as per the FE Circular No. 28 Date: October 31, 2024 of Bangladesh Bank.


6. Indicative Cross Rate of 1 USD with ACU mechanism countries:


Currency	PKR	INR	LKR	NPR	IRR	MMK	BTN	MVR
USD 1 =	280.8000	95.1388	330.0000	152.2300	1350910.0000	2093.7000	94.9900	15.4200


7. Indicative Cross Rates in Tokyo/Hongkong/Singapore Market

Currency	GBP/USD	EUR/USD	AUD/USD	USD/JPY	USD/SGD	USD/CAD	USD/MYR	USD/CHF	USD/CNY
Selling	1.3461	1.1637	0.7161	159.6900	1.2784	1.3845	3.9630	0.7861	6.7617
Buying	1.3457	1.1635	0.7159	159.7400	1.2785	1.3846	3.9670	0.7865	6.7625

N.B: All the quoted rates are indicative. Please note that Bank reserves the right to change the quoted rates without prior notice and adjust the difference amount due to rate fluctuation. AD branches are requested to collect actual dealing rates from dealing room. Processed by Md.Nasir Uddin and Checked by Muhammad Tasbir Hossen.


MD. ABU MUNAYEM
PRINCIPAL OFFICER


MD. MAHBUBUL ISLAM
ASSISTANT GENERAL MANAGER


MD. HUMAYUN KABIR
DGM & HEAD OF TREASURY