

For the Use of ADs of
Agrani Bank PLC.

Agrani Bank PLC.
Treasury Division
Dealing Room (Front Office)
Head Office, Dhaka

THURSDAY

Exchange Rate Circular No.97/26

Effective Date: 4-Jun-2026 to 6-Jun-2026

Phone No. 02223384902, 02223383978
treasury@agranibank.org
agranidealers@gmail.com

1. Dealing rates of Agrani Bank PLC for 1 Unit of Foreign Currency against BDT:

SPOT SELLING		Currency	SPOT BUYING			
T.T & O.D	B.C.		TT CLEAN	TT DOC	OD Sight Exp Bill	OD Transfer
123.2500	123.2500	USD	122.1000	122.0000	121.8500	121.7000
167.8208	167.8208	GBP	161.8704	161.7362	161.5349	161.3336
147.8563	147.8563	EUR	140.6971	140.5810	140.4069	140.2329
0.8206	0.8206	JPY	0.7511	0.7505	0.7496	0.7486
90.1526	90.1526	AUD	86.9207	86.8494	86.7425	86.6356
90.4454	90.4454	CAD	87.5528	87.4808	87.3730	87.2651
158.1151	158.1151	CHF	153.9830	153.8567	153.6671	153.4775
98.1765	98.1765	SGD	94.9731	94.8952	94.7783	94.6615
30.9727	30.9727	MYR	29.9283	29.9034	29.8660	29.8287
33.0934	33.0934	SAR	32.0253	31.9987	31.9587	31.9188
33.7993	33.7993	AED	32.9444	32.9172	32.8763	32.8355
18.4868	18.4868	CNY	17.9842	17.9694	17.9473	17.9251

2.(A) Usance Rate:

Currency	30 DAYS	60 DAYS	90 DAYS	120 DAYS	180 DAYS
USD	120.6294	119.2507	117.8719	116.4473	113.6439
GBP	161.6467	159.7963	157.9459	156.0339	152.2715
EUR	139.6904	138.0904	136.4904	134.8371	131.5837

2.(B) Forward Rates (Its an indicative rate, actual should be collected from the dealing room):

	Currency	30 DAYS	60 DAYS	90 DAYS	180 DAYS
Selling Rate	USD	123.8986	124.5066	125.1146	127.1683
Buying Rate	USD	122.4511	123.0523	123.6534	125.6395

3. Selling and Buying Rates of Foreign Currency Notes (Cash) for 1 Unit of Foreign Currency against BDT:

SELLING	CURRENCY	BUYING	SELLING	CURRENCY	BUYING
123.0000	USD	122.0000	147.0000	EUR	143.0000
166.0000	GBP	160.0000	33.3000	AED	31.5000
32.5000	SAR	30.5000	97.0000	SGD	94.0000
87.0000	AUD	82.0000	31.3000	MYR	30.0000
90.0000	CAD	85.0000	0.8500	JPY	0.7500
33.2000	QAR	31.0000	1.4000	INR	1.3000
400.0000	KWD	370.0000	15.0000	HKD	11.0000
18.5000	CNY	17.0000	310.0000	BHD	300.0000
315.0000	OMR	305.0000	4.3000	THB	3.7000
86.0000	BND	79.0000	0.9200	NPR	0.8200
165.0000	JOD	155.0000			

NOTE: Cash selling and buying rates for all other currencies will be same as TT & OD and OD Transfer respectively mentioned under serial number 1.

4. SOFR:

Benchmark	1 Month	3 Months	6 Months	12 Months
SOFR	3.6193%	3.6575%	3.7199%	3.8652%

5. Deposit Rates:

(A) NFCD/FC Account	3 M to 1Yr	1 to 3 Years	3 to 5 Years
USD	3.8417%	4.0917%	4.3417%
GBP	4.0455%	4.2955%	4.5455%
EUR	0.0000%	0.0000%	0.0000%

Note: Interest on FC account is applicable only for balance not less than USD 1000, GBP 500 or equivalent in other currencies lying in the accounts for three months or longer period.

(B) RFCD Account	1 Month	3 Months	6 Months & Above
USD	2.1193%	2.1575%	2.2199%

Note: Interest on RFCD account will be payable as per the FE Circular No. 28 Date: October 31, 2024 of Bangladesh Bank.


6. Indicative Cross Rate of 1 USD with ACU mechanism countries:


Currency	PKR	INR	LKR	NPR	IRR	MMK	BTN	MVR
USD 1 =	280.8000	95.7175	333.5000	153.1500	1375990.0000	2093.7000	95.7050	15.4200


7. Indicative Cross Rates in Tokyo/Hongkong/Singapore Market

Currency	GBP/USD	EUR/USD	AUD/USD	USD/JPY	USD/SGD	USD/CAD	USD/MYR	USD/CHF	USD/CNY
Selling	1.3424	1.1607	0.7128	159.9500	1.2835	1.3899	4.0130	0.7909	6.7769
Buying	1.3421	1.1605	0.7127	160.0000	1.2836	1.3903	4.0180	0.7913	6.7780

N.B: All the quoted rates are indicative. Please note that Bank reserves the right to change the quoted rates without prior notice and adjust the difference amount due to rate fluctuation. AD branches are requested to collect actual dealing rates from dealing room. Processed by Md.Nasir Uddin and Checked by Muhammad Tasbir Hossen.


MD. ABU MUNAYEM
PRINCIPAL OFFICER


MD. MAHBUBUL ISLAM
ASSISTANT GENERAL MANAGER


MD. HUMAYUN KABIR
DGM & HEAD OF TREASURY