

# Agrani Bank PLC.

For the Use of ADs of  
Agrani Bank PLC.

Treasury Division  
Dealing Room (Front Office)  
Head Office, Dhaka

Exchange Rate Circular No.98/26

Effective Date: Sunday, June 07, 2026

Phone No.02223383978  
[treasury@agranibank.org](mailto:treasury@agranibank.org)  
[agranidealers@gmail.com](mailto:agranidealers@gmail.com)

1. Dealing rates of Agrani Bank PLC for 1 Unit of Foreign Currency against BDT:

SPOT SELLING		Currency	SPOT BUYING			
T.T & O.D	B.C.		TT CLEAN	TT DOC	OD Sight Exp Bill	OD Transfer
123.2500	123.2500	USD	122.1000	122.0000	121.8500	121.7000
166.8225	166.8225	GBP	160.8692	160.7358	160.5357	160.3356
146.8210	146.8210	EUR	139.6470	139.5318	139.3590	139.1862
0.8189	0.8189	JPY	0.7495	0.7489	0.7479	0.7470
89.1789	89.1789	AUD	85.9195	85.8490	85.7433	85.6377
90.2291	90.2291	CAD	87.3511	87.2793	87.1717	87.0641
157.0778	157.0778	CHF	152.9949	152.8694	152.6810	152.4927
97.7371	97.7371	SGD	94.3473	94.2699	94.1538	94.0378
30.8811	30.8811	MYR	29.8303	29.8054	29.7682	29.7310
33.0960	33.0960	SAR	32.0080	31.9814	31.9414	31.9015
33.7993	33.7993	AED	32.9372	32.9099	32.8691	32.8283
18.5174	18.5174	CNY	18.0166	18.0019	17.9797	17.9575

2.(A) Usance Rate:

Currency	30 DAYS	60 DAYS	90 DAYS	120 DAYS	180 DAYS
USD	120.6294	119.2507	117.8719	116.4473	113.6439
GBP	160.6575	158.8185	156.9794	155.0790	151.3396
EUR	138.6530	137.0648	135.4767	133.8356	130.6064

2.(B) Forward Rates (Its an indicative rate, actual should be collected from the dealing room):

	Currency	30 DAYS	60 DAYS	90 DAYS	180 DAYS
Selling Rate	USD	123.8986	124.5066	125.1146	127.1683
Buying Rate	USD	122.4511	123.0523	123.6534	125.6395

3. Selling and Buying Rates of Foreign Currency Notes (Cash) for 1 Unit of Foreign Currency against BDT:

SELLING	CURRENCY	BUYING	SELLING	CURRENCY	BUYING
123.0000	USD	122.0000	147.0000	EUR	143.0000
166.0000	GBP	160.0000	33.3000	AED	31.5000
32.5000	SAR	30.5000	97.0000	SGD	94.0000
87.0000	AUD	82.0000	31.3000	MYR	30.0000
90.0000	CAD	85.0000	0.8500	JPY	0.7500
33.2000	QAR	31.0000	1.4000	INR	1.3000
400.0000	KWD	370.0000	15.0000	HKD	11.0000
18.5000	CNY	17.0000	310.0000	BHD	300.0000
315.0000	OMR	305.0000	4.3000	THB	3.7000
86.0000	BND	79.0000	0.9200	NPR	0.8200
165.0000	JOD	155.0000			

**NOTE:** Cash selling and buying rates for all other currencies will be same as TT & OD and OD Transfer respectively mentioned under serial number 1.

4. SOFR:

Benchmark	1 Month	3 Months	6 Months	12 Months
SOFR	3.6136%	3.6521%	3.7173%	3.8721%

5. Deposit Rates:

(A) NFCD/FC Account	3 M to 1Yr	1 to 3 Years	3 to 5 Years
USD	3.8417%	4.0917%	4.3417%
GBP	4.0455%	4.2955%	4.5455%
EUR	0.0000%	0.0000%	0.0000%

**Note:** Interest on FC account is applicable only for balance not less than USD 1000, GBP 500 or equivalent in other currencies lying in the accounts for three months or longer period.

(B) RFCD Account	1 Month	3 Months	6 Months & Above
USD	2.1136%	2.1521%	2.2173%

**Note:** Interest on RFCD account will be payable as per the FE Circular No. 28 Date: October 31, 2024 of Bangladesh Bank.


6. Indicative Cross Rate of 1 USD with ACU mechanism countries:


Currency	PKR	INR	LKR	NPR	IRR	MMK	BTN	MVR
USD 1 =	278.3000	94.9450	335.0000	151.9100	1374950.0000	2093.7000	94.9450	15.4200


7. Indicative Cross Rates in Tokyo/Hongkong/Singapore Market

Currency	GBP/USD	EUR/USD	AUD/USD	USD/JPY	USD/SGD	USD/CAD	USD/MYR	USD/CHF	USD/CNY
Selling	1.3343	1.1523	0.7049	160.2900	1.2894	1.3933	4.0250	0.7962	6.7655
Buying	1.3339	1.1519	0.7045	160.3400	1.2921	1.3935	4.0310	0.7964	6.7658

**N.B:** All the quoted rates are indicative. Please note that Bank reserves the right to change the quoted rates without prior notice and adjust the difference amount due to rate fluctuation. AD branches are requested to collect actual dealing rates from dealing room. Processed by Md.Nasir Uddin and Checked by Muhammad Tasbir Hossen.

  
MD. ABU MUNAYEM  
PRINCIPAL OFFICER

  
MD. MAHBUBUL ISLAM  
ASSISTANT GENERAL MANAGER

  
MD. HUMAYUN KABIR  
DGM & HEAD OF TREASURY