

Agrani Bank PLC.

For the Use of ADs of
Agrani Bank PLC.

Treasury Division
Dealing Room (Front Office)
Head Office, Dhaka

Exchange Rate Circular No.101/26

Effective Date: Wednesday, June 10, 2026

Phone No.02223383978
treasury@agranibank.org
agranidealers@gmail.com

1. Dealing rates of Agrani Bank PLC for 1 Unit of Foreign Currency against BDT:

SPOT SELLING		Currency	SPOT BUYING			
T.T & O.D	B.C.		TT CLEAN	TT DOC	OD Sight Exp Bill	OD Transfer
123.2500	123.2500	USD	122.2500	122.2000	122.0000	121.8000
167.3648	167.3648	GBP	161.5705	161.5036	161.2360	160.9684
147.1291	147.1291	EUR	140.1621	140.1043	139.8734	139.6425
0.8187	0.8187	JPY	0.7503	0.7499	0.7487	0.7474
88.8708	88.8708	AUD	85.6951	85.6600	85.5196	85.3792
90.1403	90.1403	CAD	87.3581	87.3223	87.1789	87.0356
156.5353	156.5353	CHF	152.6646	152.6020	152.3518	152.1015
97.8930	97.8930	SGD	94.7867	94.7479	94.5926	94.4372
30.6171	30.6171	MYR	29.6064	29.5941	29.5449	29.4957
33.0855	33.0855	SAR	32.0549	32.0415	31.9883	31.9350
33.7984	33.7984	AED	32.9843	32.9707	32.9163	32.8618
18.4940	18.4940	CNY	18.0137	18.0064	17.9768	17.9473

2.(A) Usance Rate:

Currency	30 DAYS	60 DAYS	90 DAYS	120 DAYS	180 DAYS
USD	120.9868	119.7235	118.4603	117.1970	114.6705
GBP	161.6303	159.9400	158.2498	156.5596	153.1791
EUR	139.4034	137.9447	136.4861	135.0274	132.1100

2.(B) Forward Rates (Its an indicative rate, actual should be collected from the dealing room):

	Currency	30 DAYS	60 DAYS	90 DAYS	180 DAYS
Selling Rate	USD	123.8827	124.4759	125.0691	126.9519
Buying Rate	USD	122.5872	123.1743	123.7615	125.5847

3. Selling and Buying Rates of Foreign Currency Notes (Cash) for 1 Unit of Foreign Currency against BDT:

SELLING	CURRENCY	BUYING	SELLING	CURRENCY	BUYING
123.0000	USD	122.0000	147.0000	EUR	143.0000
166.0000	GBP	160.0000	33.3000	AED	31.5000
32.5000	SAR	30.5000	97.0000	SGD	94.0000
87.0000	AUD	82.0000	31.3000	MYR	30.0000
90.0000	CAD	85.0000	0.8500	JPY	0.7500
33.0000	QAR	31.0000	1.4000	INR	1.3000
400.0000	KWD	370.0000	15.0000	HKD	11.0000
18.5000	CNY	17.0000	310.0000	BHD	300.0000
315.0000	OMR	305.0000	4.3000	THB	3.7000
86.0000	BND	79.0000	0.9200	NPR	0.8200
165.0000	JOD	155.0000			

NOTE: Cash selling and buying rates for all other currencies will be same as TT & OD and OD Transfer respectively mentioned under serial number 1.

4. SOFR:

Benchmark	1 Month	3 Months	6 Months	12 Months
SOFR	3.6210%	3.6614%	3.7396%	3.9192%

5. Deposit Rates:

(A) NFCD/FC Account	3 M to 1Yr	1 to 3 Years	3 to 5 Years
USD	3.8417%	4.0917%	4.3417%
GBP	4.0455%	4.2955%	4.5455%
EUR	0.0000%	0.0000%	0.0000%

Note: Interest on FC account is applicable only for balance not less than USD 1000, GBP 500 or equivalent in other currencies lying in the accounts for three months or longer period.

(B) RFCD Account	1 Month	3 Months	6 Months & Above
USD	2.1210%	2.1614%	2.2396%

Note: Interest on RFCD account will be payable as per the FE Circular No. 28 Date: October 31, 2024 of Bangladesh Bank.


6. Indicative Cross Rate of 1 USD with ACU mechanism countries:


Currency	PKR	INR	LKR	NPR	IRR	MMK	BTN	MVR
USD 1 =	278.0000	95.4225	327.0000	152.6800	1374950.0000	2093.7000	95.3500	15.4200


7. Indicative Cross Rates in Tokyo/Hongkong/Singapore Market

Currency	GBP/USD	EUR/USD	AUD/USD	USD/JPY	USD/SGD	USD/CAD	USD/MYR	USD/CHF	USD/CNY
Selling	1.3387	1.1548	0.7024	160.3400	1.2873	1.3947	4.0600	0.7990	6.7742
Buying	1.3380	1.1547	0.7018	160.3800	1.2877	1.3951	4.0660	0.7991	6.7752

N.B: All the quoted rates are indicative. Please note that Bank reserves the right to change the quoted rates without prior notice and adjust the difference amount due to rate fluctuation. AD branches are requested to collect actual dealing rates from dealing room. Processed by Md.Nasir Uddin and Checked by Muhammad Tasbir Hossen.


MD. ABU MUNAYEM
PRINCIPAL OFFICER


...
MD. MAHBUBUL ISLAM
ASSISTANT GENERAL MANAGER


MD. HUMAYUN KABIR
DGM & HEAD OF TREASURY