

For the Use of ADs of
Agrani Bank PLC.

Agrani Bank PLC.
Treasury Division
Dealing Room (Front Office)
Head Office, Dhaka

THURSDAY

Exchange Rate Circular No.102/26

Effective Date: 11-Jun-2026 to 13-Jun-2026

Phone No. 02223384902, 02223383978
treasury@agranibank.org
agranidealers@gmail.com

1. Dealing rates of Agrani Bank PLC for 1 Unit of Foreign Currency against BDT:

SPOT SELLING		Currency	SPOT BUYING			
T.T & O.D	B.C.		TT CLEAN	TT DOC	OD Sight Exp Bill	OD Transfer
123.2500	123.2500	USD	122.2500	122.2000	122.0000	121.8000
167.2785	167.2785	GBP	161.5338	161.4669	161.1994	160.9319
147.1045	147.1045	EUR	140.1376	140.0799	139.8490	139.6181
0.8179	0.8179	JPY	0.7494	0.7491	0.7479	0.7466
88.5997	88.5997	AUD	85.4872	85.4522	85.3122	85.1722
90.2164	90.2164	CAD	87.4147	87.3788	87.2354	87.0919
156.6319	156.6319	CHF	152.7029	152.6403	152.3900	152.1396
97.9228	97.9228	SGD	94.7941	94.7553	94.5999	94.4446
30.5798	30.5798	MYR	29.5769	29.5646	29.5154	29.4663
33.0960	33.0960	SAR	32.0661	32.0528	31.9995	31.9463
33.7993	33.7993	AED	32.9852	32.9716	32.9172	32.8627
18.4930	18.4930	CNY	18.0129	18.0056	17.9761	17.9465

2.(A) Usance Rate:

Currency	30 DAYS	60 DAYS	90 DAYS	120 DAYS	180 DAYS
USD	120.9868	119.7235	118.4603	117.1970	114.6705
GBP	161.5940	159.9041	158.2143	156.5244	153.1447
EUR	139.3792	137.9208	136.4624	135.0039	132.0871

2.(B) Forward Rates (Its an indicative rate, actual should be collected from the dealing room):

	Currency	30 DAYS	60 DAYS	90 DAYS	180 DAYS
Selling Rate	USD	123.8827	124.4759	125.0691	126.9519
Buying Rate	USD	122.5872	123.1743	123.7615	125.5847

3. Selling and Buying Rates of Foreign Currency Notes (Cash) for 1 Unit of Foreign Currency against BDT:

SELLING	CURRENCY	BUYING	SELLING	CURRENCY	BUYING
123.0000	USD	122.0000	147.0000	EUR	143.0000
166.0000	GBP	160.0000	33.3000	AED	31.5000
32.5000	SAR	30.5000	97.0000	SGD	94.0000
87.0000	AUD	82.0000	31.3000	MYR	30.0000
90.0000	CAD	85.0000	0.8500	JPY	0.7500
33.0000	QAR	31.0000	1.4000	INR	1.3000
400.0000	KWD	370.0000	15.0000	HKD	11.0000
18.5000	CNY	17.0000	310.0000	BHD	300.0000
315.0000	OMR	305.0000	4.3000	THB	3.7000
86.0000	BND	79.0000	0.9200	NPR	0.8200
165.0000	JOD	155.0000			

NOTE: Cash selling and buying rates for all other currencies will be same as TT & OD and OD Transfer respectively mentioned under serial number 1.

4. SOFR:

Benchmark	1 Month	3 Months	6 Months	12 Months
SOFR	3.6241%	3.6650%	3.7477%	3.9265%

5. Deposit Rates:

(A) NFCD/FC Account	3 M to 1Yr	1 to 3 Years	3 to 5 Years
USD	3.8417%	4.0917%	4.3417%
GBP	4.0455%	4.2955%	4.5455%
EUR	0.0000%	0.0000%	0.0000%

Note: Interest on FC account is applicable only for balance not less than USD 1000, GBP 500 or equivalent in other currencies lying in the accounts for three months or longer period.

(B) RFCD Account	1 Month	3 Months	6 Months & Above
USD	2.1241%	2.1650%	2.2477%

Note: Interest on RFCD account will be payable as per the FE Circular No. 28 Date: October 31, 2024 of Bangladesh Bank.


6. Indicative Cross Rate of 1 USD with ACU mechanism countries:


Currency	PKR	INR	LKR	NPR	IRR	MMK	BTN	MVR
USD 1 =	277.9700	95.5800	329.0000	152.9300	1375150.0000	2093.7000	95.2650	15.4200


7. Indicative Cross Rates in Tokyo/Hongkong/Singapore Market

Currency	GBP/USD	EUR/USD	AUD/USD	USD/JPY	USD/SGD	USD/CAD	USD/MYR	USD/CHF	USD/CNY
Selling	1.3380	1.1546	0.7002	160.5000	1.2869	1.3935	4.0650	0.7985	6.7746
Buying	1.3377	1.1545	0.7001	160.5500	1.2876	1.3942	4.0700	0.7989	6.7755

N.B: All the quoted rates are indicative. Please note that Bank reserves the right to change the quoted rates without prior notice and adjust the difference amount due to rate fluctuation. AD branches are requested to collect actual dealing rates from dealing room. Processed by Md.Nasir Uddin and Checked by Muhammad Tasbir Hossen.


MD. ABU MUNAYEM
PRINCIPAL OFFICER


MD. MAHBUBUL ISLAM
ASSISTANT GENERAL MANAGER


MD. HUMAYUN KABIR
DGM & HEAD OF TREASURY