



Exchange Rate Circular No. 18/21

Effective Date: Tuesday, January 26, 2021

Phone No. 9554902, 9551358  
E-mail : treasury@agrانبank.org  
agrانidealers@gmail.com

1. Dealing rates of Agrani Bank Limited for 1 Unit of Foreign Currency against BDT:

SPOT SELLING		Currency	SPOT BUYING			
T.T & O.D	B.C.		TT CLEAN	TT DOC	OD Sight Exp Bill	OD Transfer
84.9500	84.9500	USD	84.2000	84.1500	84.1000	83.8800
117.9597	118.1097	GBP	114.0009	113.8326	113.7142	113.1136
104.9963	105.6463	EUR	101.4272	101.4665	100.9058	100.7887
0.8391	0.8491	JPY	0.8018	0.8013	0.8008	0.7987
66.6370	67.0370	AUD	64.7256	64.6871	64.6486	64.4792
68.2141	68.4341	CAD	65.7848	65.7455	65.7063	65.5337
97.9075	97.9875	CHF	94.4358	94.3795	94.3233	94.0757
10.3577	10.5277	SEK	10.0847	10.0787	10.0727	10.0461
11.0897	11.1897	HKD	10.8324	10.8260	10.8195	10.7911
66.0359	66.1859	SGD	63.2966	63.2589	63.2213	63.0555
21.1116	21.2716	MYR	20.7507	20.7383	20.7260	20.6716
22.7503	22.9103	SAR	22.3897	22.3764	22.3631	22.3044
23.2495	23.3695	AED	22.8809	22.8673	22.8537	22.7938
282.8286	283.0286	KWD	277.6320	277.4670	277.3021	276.5765
23.4483	23.5683	QAR	23.0792	23.0654	23.0517	22.9913

2.(A) Usance Rate:

Usance Rate	30 DAYS	60 DAYS	90 DAYS	120 DAYS	180 DAYS
USD	83.4633	82.8318	82.2003	81.5688	80.3058
GBP	113.7942	112.9313	112.0684	111.2055	109.4798
EUR	101.0327	100.2660	99.4993	98.7326	97.1992

2.(B) Forward Rates (Its an indicative rate, actual should be collected from the dealing room):

		30 DAYS	60 DAYS	90 DAYS	180 DAYS
Selling Rate	USD	85.4455	85.9411	86.4366	87.9233
Buying Rate	USD	84.5205	84.9410	85.3615	86.6230

**NOTE:** The above rates are applicable for upto USD 25000.00 or equivalent other currencies. AD branches are requested to collect actual dealing rate for the amount over USD 25000.00 or equivalent other currencies from dealing room. **Please note that Bank reserves the right to adjust the difference amount due to rate fluctuation.**

3. Selling and Buying Rates of Foreign Currency Notes (Cash) for 1 Unit of Foreign Currency against BDT:

SELLING	CURRENCY	BUYING	SELLING	CURRENCY	BUYING
86.8000	USD	84.2000	102.2500	EUR	97.0000
114.5000	GBP	109.5000	23.9000	AED	22.5000
23.5000	SAR	20.5000	62.0000	SGD	58.0000
65.5000	AUD	61.5000	20.9000	MYR	18.2000
67.5000	CAD	63.5000	0.9000	JPY	0.7500
23.3000	QAR	20.5000	1.2200	INR	1.1200
280.0000	KWD	260.0000	11.0000	HKD	8.5000
12.6000	CNY	10.0000	226.0000	BHD	216.0000
223.0000	OMR	205.0000	2.9000	THB	2.2000

**NOTE:** Cash selling and buying rates for all other currencies will be same as TT & OD and OD Transfer respectively mentioned under serial number 1.

4. Deposit Rates:

NFCD Interest Rate	1 Month	3 Months	6 Months	12 Months
USD	0.1500%	0.2300%	0.2600%	0.3400%
GBP	0.0200%	0.0300%	0.0300%	0.1000%
EUR	0.0000%	0.0000%	0.0000%	0.0000%

FCAD Interest Rate	USD	GBP	EUR
Interest Rate	0.1500%	0.0200%	0.0000%

**Note:** Interest on USD, EUR & GBP FCAD is applicable only for balance not less than USD 1000, GBP 500 or equivalent in other currencies lying in the accounts for one month or longer period as per GFET, Vol-1 of Bangladesh Bank.

LIBOR	1 Month	3 Months	6 Months	12 Months
USD	0.1275%	0.2129%	0.2330%	0.3123%

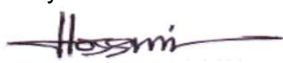
5. Indicative Cross Rate of 1 USD with ACU mechanism countries:


Currency	PKR	INR	LKR	NPR	IRR	MMK	BTN	MVR
USD 1 =	160.7000	72.9830	196.0000	116.7000	42000.0000	1330.0000	72.9086	15.4200


6. Cross Rates in Tokyo/Hongkong/Singapore Market as on 26-Jan-2021 at 9.43 AM BST.

	GBP/USD	EUR/USD	AUD/USD	USD/JPY	USD/SGD	USD/CAD	USD/MYR
Selling	1.3668	1.2142	0.7703	103.7100	1.3266	1.2743	4.0430
Buying	1.3664	1.2141	0.7699	103.7200	1.3271	1.2747	4.0460

All the quoted rates are indicative and subject to change without prior notice. Processed by : Farah Diba Tania and Checked by : Md. Abu Munayem.

  
EMAM HOSSAIN  
PRINCIPAL OFFICER

  
MD. MANIRUZZAMAN  
ASSISTANT GENERAL MANAGER

  
MD. MOKHLESUR RAHMAN  
AGM & HEAD OF TREASURY