



Exchange Rate Circular No. 19/21

Effective Date: **Wednesday, January 27, 2021**

Phone No. 9554902, 9551358
E-mail : treasury@agrانبank.org
agrانidealers@gmail.com

1. Dealing rates of Agrani Bank Limited for 1 Unit of Foreign Currency against BDT:

SPOT SELLING		Currency	SPOT BUYING			
T.T & O.D	B.C.		TT CLEAN	TT DOC	OD Sight Exp Bill	OD Transfer
84.9500	84.9500	USD	84.2000	84.1500	84.1000	83.8800
118.5458	118.6958	GBP	114.5819	114.4132	114.2945	113.6924
105.1322	105.7822	EUR	101.5619	101.6012	101.0404	100.9229
0.8389	0.8489	JPY	0.8016	0.8011	0.8006	0.7985
66.9598	67.3598	AUD	65.0455	65.0069	64.9682	64.7980
68.3766	68.5966	CAD	65.9458	65.9065	65.8672	65.6941
98.0587	98.1387	CHF	94.5853	94.5290	94.4726	94.2246
10.3279	10.4979	SEK	10.0662	10.0601	10.0541	10.0276
11.0890	11.1890	HKD	10.8317	10.8253	10.8188	10.7904
66.1132	66.2632	SGD	63.3732	63.3355	63.2978	63.1318
21.1168	21.2768	MYR	20.7455	20.7332	20.7208	20.6665
22.7503	22.9103	SAR	22.3897	22.3764	22.3631	22.3044
23.2495	23.3695	AED	22.8809	22.8673	22.8537	22.7938
283.0331	283.2331	KWD	277.9989	277.8337	277.6686	276.9420
23.4579	23.5779	QAR	23.0792	23.0654	23.0517	22.9913

2.(A) Usance Rate:

Usance Rate	30 DAYS	60 DAYS	90 DAYS	120 DAYS	180 DAYS
USD	83.4633	82.8318	82.2003	81.5688	80.3058
GBP	114.3701	113.5028	112.6356	111.7684	110.0339
EUR	101.1663	100.3986	99.6308	98.8631	97.3277

2.(B) Forward Rates (Its an indicative rate, actual should be collected from the dealing room):

		30 DAYS	60 DAYS	90 DAYS	180 DAYS
Selling Rate	USD	85.4455	85.9411	86.4366	87.9233
Buying Rate	USD	84.5205	84.9410	85.3615	86.6230

NOTE: The above rates are applicable for upto USD 25000.00 or equivalent other currencies. AD branches are requested to collect actual dealing rate for the amount over USD 25000.00 or equivalent other currencies from dealing room. **Please note that Bank reserves the right to adjust the difference amount due to rate fluctuation.**

3. Selling and Buying Rates of Foreign Currency Notes (Cash) for 1 Unit of Foreign Currency against BDT:

SELLING	CURRENCY	BUYING	SELLING	CURRENCY	BUYING
86.8000	USD	84.2000	102.7500	EUR	97.5000
114.7500	GBP	109.7500	23.9000	AED	22.5000
23.5000	SAR	20.5000	62.0000	SGD	58.0000
65.5000	AUD	61.5000	20.9000	MYR	18.2000
67.5000	CAD	63.5000	0.9000	JPY	0.7500
23.3000	QAR	20.5000	1.2200	INR	1.1200
280.0000	KWD	260.0000	11.0000	HKD	8.5000
12.6000	CNY	10.0000	226.0000	BHD	216.0000
223.0000	OMR	205.0000	2.9000	THB	2.2000

NOTE: Cash selling and buying rates for all other currencies will be same as TT & OD and OD Transfer respectively mentioned under serial number 1.

4. Deposit Rates:

NFCD Interest Rate	1 Month	3 Months	6 Months	12 Months
USD	0.1500%	0.2300%	0.2600%	0.3400%
GBP	0.0200%	0.0300%	0.0300%	0.1000%
EUR	0.0000%	0.0000%	0.0000%	0.0000%

FCAD Interest Rate	USD	GBP	EUR
Interest Rate	0.1500%	0.0200%	0.0000%

Note: Interest on USD, EUR & GBP FCAD is applicable only for balance not less than USD 1000, GBP 500 or equivalent in other currencies lying in the accounts for one month or longer period as per GFET, Vol-1 of Bangladesh Bank.

LIBOR	1 Month	3 Months	6 Months	12 Months
USD	0.1225%	0.2185%	0.2345%	0.3115%


5. Indicative Cross Rate of 1 USD with ACU mechanism countries:


Currency	PKR	INR	LKR	NPR	IRR	MMK	BTN	MVR
USD 1 =	160.6000	72.9180	195.0000	116.7000	42000.0000	1328.0000	72.9730	15.4200


6. Cross Rates in Tokyo/Hongkong/Singapore Market as on 27-Jan-2021 at 9.43 AM BST.

	GBP/USD	EUR/USD	AUD/USD	USD/JPY	USD/SGD	USD/CAD	USD/MYR
Selling	1.3737	1.2158	0.7741	103.7400	1.3250	1.2712	4.0420
Buying	1.3733	1.2157	0.7737	103.7500	1.3255	1.2716	4.0470

All the quoted rates are indicative and subject to change without prior notice. Processed by : Farah Diba Tania and Checked by : Md. Abu Munayem.


EMAM HOSSAIN
PRINCIPAL OFFICER


MD. MANIRUZZAMAN
ASSISTANT GENERAL MANAGER


MD. MOKHLESUR RAHMAN
AGM & HEAD OF TREASURY