



Exchange Rate Circular No. 34/21

Effective Date: Wednesday, February 17, 2021

Phone No. 9554902, 9551358  
E-mail : treasury@agrانبank.org  
agraniidealers@gmail.com

1. Dealing rates of Agrani Bank Limited for 1 Unit of Foreign Currency against BDT:

SPOT SELLING		Currency	SPOT BUYING			
T.T & O.D	B.C.		TT CLEAN	TT DOC	OD Sight Exp Bill	OD Transfer
84.9500	84.9500	USD	84.2000	84.1500	84.1000	83.8800
119.7946	119.9446	GBP	115.8449	115.6754	115.5560	114.9506
104.5630	105.2130	EUR	100.9725	101.0121	100.4517	100.3358
0.8216	0.8316	JPY	0.7843	0.7839	0.7834	0.7813
67.0787	67.4787	AUD	65.1466	65.1078	65.0691	64.8986
68.4767	68.6967	CAD	66.0449	66.0055	65.9661	65.7928
97.2968	97.3768	CHF	93.9267	93.8707	93.8148	93.5685
10.3296	10.4996	SEK	10.0657	10.0596	10.0536	10.0271
11.0873	11.1873	HKD	10.8303	10.8239	10.8174	10.7890
65.9587	66.1087	SGD	63.2202	63.1826	63.1449	62.9794
21.1481	21.3081	MYR	20.7764	20.7641	20.7517	20.6972
22.7473	22.9073	SAR	22.3862	22.3728	22.3595	22.3008
23.2495	23.3695	AED	22.8809	22.8673	22.8537	22.7938
282.9866	283.1866	KWD	277.9530	277.7879	277.6227	276.8962
23.4579	23.5779	QAR	23.0792	23.0654	23.0517	22.9913

2.(A) Usance Rate:

Usance Rate	30 DAYS	60 DAYS	90 DAYS	120 DAYS	180 DAYS
USD	83.4633	82.8318	82.2003	81.5688	80.3058
GBP	115.6220	114.7453	113.8686	112.9919	111.2385
EUR	100.5820	99.8187	99.0554	98.2921	96.7656

2.(B) Forward Rates (Its an indicative rate, actual should be collected from the dealing room):

		30 DAYS	60 DAYS	90 DAYS	180 DAYS
Selling Rate	USD	85.4455	85.9411	86.4366	87.9233
Buying Rate	USD	84.5205	84.9410	85.3615	86.6230

**NOTE:** The above rates are applicable for upto USD 25000.00 or equivalent other currencies. AD branches are requested to collect actual dealing rate for the amount over USD 25000.00 or equivalent other currencies from dealing room. **Please note that Bank reserves the right to adjust the difference amount due to rate fluctuation.**

3. Selling and Buying Rates of Foreign Currency Notes (Cash) for 1 Unit of Foreign Currency against BDT:

SELLING	CURRENCY	BUYING	SELLING	CURRENCY	BUYING
86.7000	USD	84.1000	104.0000	EUR	98.7500
116.0000	GBP	111.0000	23.9000	AED	22.5000
23.5000	SAR	20.5000	62.0000	SGD	58.0000
66.0000	AUD	62.0000	20.9000	MYR	18.2000
67.5000	CAD	63.5000	0.9000	JPY	0.7500
21.0000	QAR	19.5000	1.2200	INR	1.1200
280.0000	KWD	260.0000	11.0000	HKD	8.5000
12.6000	CNY	10.0000	226.0000	BHD	216.0000
223.0000	OMR	205.0000	2.9000	THB	2.2000

**NOTE:** Cash selling and buying rates for all other currencies will be same as TT & OD and OD Transfer respectively mentioned under serial number 1.

4. Deposit Rates:

NFCD Interest Rate	1 Month	3 Months	6 Months	12 Months
USD	0.1300%	0.2300%	0.2400%	0.3200%
GBP	0.0300%	0.0300%	0.0400%	0.0800%
EUR	0.0000%	0.0000%	0.0000%	0.0000%

FCAD Interest Rate	USD	GBP	EUR
Interest Rate	0.1300%	0.0300%	0.0000%

**Note:** Interest on USD, EUR & GBP FCAD is applicable only for balance not less than USD 1000, GBP 500 or equivalent in other currencies lying in the accounts for one month or longer period as per GFET, Vol-1 of Bangladesh Bank.

LIBOR	1 Month	3 Months	6 Months	12 Months
USD	0.1083%	0.1886%	0.2026%	0.3026%

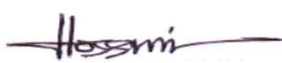
5. Indicative Cross Rate of 1 USD with ACU mechanism countries:


Currency	PKR	INR	LKR	NPR	IRR	MMK	BTN	MVR
USD 1 =	159.1500	72.9340	195.0000	116.3000	42000.0000	1400.0000	72.7050	15.4200


6. Cross Rates in Tokyo/Hongkong/Singapore Market as on 17-Feb-2021 at 9.43 AM BST.

	GBP/USD	EUR/USD	AUD/USD	USD/JPY	USD/SGD	USD/CAD	USD/MYR	USD/CHF
Selling	1.3884	1.2091	0.7755	105.9700	1.3282	1.2693	4.0360	0.8933
Buying	1.3883	1.2087	0.7749	106.0000	1.3287	1.2697	4.0410	0.8934

All the quoted rates are indicative and subject to change without prior notice. Processed by : Md. Abu Munayem and Checked by : Emam Hossain.

  
EMAM HOSSAIN  
PRINCIPAL OFFICER

  
MD. MANIRUZZAMAN  
ASSISTANT GENERAL MANAGER

  
MD. MOKHLESUR RAHMAN  
AGM & HEAD OF TREASURY