



Exchange Rate Circular No. 50/21

Effective Date: Sunday, March 14, 2021

Phone No. 9554902, 9551358
E-mail : treasury@agranibank.org
agranidealers@gmail.com

1. Dealing rates of Agrani Bank Limited for 1 Unit of Foreign Currency against BDT:

SPOT SELLING		Currency	SPOT BUYING			
T.T & O.D	B.C.		TT CLEAN	TT DOC	OD Sight Exp Bill	OD Transfer
84.9500	84.9500	USD	84.2000	84.1500	84.1000	83.8800
120.1599	120.3099	GBP	116.1732	116.0036	115.8840	115.2777
103.4162	104.0662	EUR	99.8358	99.8761	99.3163	99.2034
0.7994	0.8094	JPY	0.7623	0.7618	0.7613	0.7593
67.1807	67.5807	AUD	65.2813	65.2425	65.2037	65.0328
69.6680	69.8880	CAD	67.2250	67.1849	67.1448	66.9685
93.5736	93.6536	CHF	90.2079	90.1541	90.1004	89.8639
10.1197	10.2897	SEK	9.8577	9.8518	9.8459	9.8200
11.0736	11.1736	HKD	10.8166	10.8102	10.8037	10.7754
65.1692	65.3192	SGD	62.4476	62.4104	62.3732	62.2097
20.7390	20.8990	MYR	20.3769	20.3648	20.3526	20.2992
22.7515	22.9115	SAR	22.3867	22.3734	22.3601	22.3014
23.2495	23.3695	AED	22.8809	22.8673	22.8537	22.7938
283.0983	283.2983	KWD	277.9713	277.8062	277.6411	276.9145
23.4483	23.5683	QAR	23.0792	23.0654	23.0517	22.9913

2.(A) Usance Rate:

Usance Rate	30 DAYS	60 DAYS	90 DAYS	120 DAYS	180 DAYS
USD	83.4633	82.8318	82.2003	81.5688	80.3058
GBP	115.9475	115.0684	114.1892	113.3100	111.5517
EUR	99.4553	98.7005	97.9457	97.1910	95.6814

2.(B) Forward Rates (Its an indicative rate, actual should be collected from the dealing room):

		30 DAYS	60 DAYS	90 DAYS	180 DAYS
Selling Rate	USD	85.4455	85.9411	86.4366	87.9233
Buying Rate	USD	84.5205	84.9410	85.3615	86.6230

NOTE: The above selling rates are applicable for import payment & outward remittance upto USD 25000.00 or equivalent other currencies. AD branches are requested to collect actual dealing rate for more than above amount from dealing room.

Please note that Bank reserves the right to adjust the difference amount due to rate fluctuation.

3. Selling and Buying Rates of Foreign Currency Notes (Cash) for 1 Unit of Foreign Currency against BDT:

SELLING	CURRENCY	BUYING	SELLING	CURRENCY	BUYING
86.7000	USD	84.1000	103.0000	EUR	98.7500
117.0000	GBP	112.0000	24.0000	AED	22.5000
23.5000	SAR	21.5000	62.0000	SGD	58.0000
66.5000	AUD	62.5000	20.9000	MYR	18.2000
68.0000	CAD	64.0000	0.9000	JPY	0.7500
21.0000	QAR	19.5000	1.2300	INR	1.1500
280.0000	KWD	260.0000	11.0000	HKD	8.5000
12.6000	CNY	10.0000	226.0000	BHD	216.0000
223.0000	OMR	205.0000	2.9000	THB	2.2000

NOTE: Cash selling and buying rates for all other currencies will be same as TT & OD and OD Transfer respectively mentioned under serial number 1.

4. Deposit Rates:

NFCD Interest Rate	1 Month	3 Months	6 Months	12 Months
USD	0.1100%	0.1900%	0.2100%	0.3000%
GBP	0.0500%	0.0500%	0.0700%	0.1200%
EUR	0.0000%	0.0000%	0.0000%	0.0000%

FCAD Interest Rate	USD	GBP	EUR
Interest Rate	0.1100%	0.0500%	0.0000%

Note: Interest on USD, EUR & GBP FCAD is applicable only for balance not less than USD 1000, GBP 500 or equivalent in other currencies lying in the accounts for one month or longer period as per GFET, Vol-1 of Bangladesh Bank.

LIBOR	1 Month	3 Months	6 Months	12 Months
USD	0.1061%	0.1895%	0.1940%	0.2781%


5. Indicative Cross Rate of 1 USD with ACU mechanism countries:


Currency	PKR	INR	LKR	NPR	IRR	MMK	BTN	MVR
USD 1 =	156.8000	72.6800	196.0000	116.4500	42000.0000	1400.0000	72.6800	15.4200


6. Indicative Cross Rates in Tokyo/Hongkong/Singapore Market

	GBP/USD	EUR/USD	AUD/USD	USD/JPY	USD/SGD	USD/CAD	USD/MYR	USD/CHF
Selling	1.3927	1.1956	0.7767	109.0000	1.3448	1.2471	4.1160	0.9297
Buying	1.3922	1.1952	0.7765	109.0300	1.3451	1.2475	4.1200	0.9301

All the quoted rates are indicative and subject to change without prior notice. Processed by : Md. Abu Munayem and Checked by : Md. Maniruzzaman.


MD. ABU MUNAYEM
PRINCIPAL OFFICER


MD. MANIRUZZAMAN
ASSISTANT GENERAL MANAGER


MD. MOKHLESUR RAHMAN
AGM & HEAD OF TREASURY