



Exchange Rate Circular No. 53/21

Effective Date: 18-Mar-2021 To 20-Mar-2021

Phone No. 9554902, 9551358
E-mail : treasury@agranibank.org
agranidealers@gmail.com

1. Dealing rates of Agrani Bank Limited for 1 Unit of Foreign Currency against BDT:

SPOT SELLING		Currency	SPOT BUYING			
T.T & O.D	B.C.		TT CLEAN	TT DOC	OD Sight Exp Bill	OD Transfer
84.9500	84.9500	USD	84.2000	84.1500	84.1000	83.8800
120.3468	120.4968	GBP	116.3585	116.1888	116.0690	115.4623
103.4757	104.1257	EUR	99.8948	99.9350	99.3752	99.2621
0.8004	0.8104	JPY	0.7631	0.7627	0.7622	0.7602
67.6819	68.0819	AUD	65.7444	65.7053	65.6662	65.4942
70.0360	70.2560	CAD	67.6059	67.5656	67.5252	67.3479
94.2368	94.3168	CHF	90.8549	90.8007	90.7466	90.5084
10.1376	10.3076	SEK	9.8740	9.8681	9.8622	9.8362
11.0704	11.1704	HKD	10.8135	10.8071	10.8007	10.7723
65.3294	65.4794	SGD	62.6015	62.5643	62.5270	62.3630
20.7943	20.9543	MYR	20.4266	20.4145	20.4023	20.3488
22.7491	22.9091	SAR	22.3879	22.3746	22.3613	22.3026
23.2495	23.3695	AED	22.8809	22.8673	22.8537	22.7938
283.8449	284.0449	KWD	278.6341	278.4686	278.3031	277.5748
23.3431	23.4631	QAR	22.9153	22.9017	22.8880	22.8280

2.(A) Usance Rate:

Usance Rate	30 DAYS	60 DAYS	90 DAYS	120 DAYS	180 DAYS
USD	83.4633	82.8318	82.2003	81.5688	80.3058
GBP	116.1312	115.2506	114.3700	113.4895	111.7283
EUR	99.5137	98.7585	98.0033	97.2481	95.7376

2.(B) Forward Rates (Its an indicative rate, actual should be collected from the dealing room):

		30 DAYS	60 DAYS	90 DAYS	180 DAYS
Selling Rate	USD	85.4455	85.9411	86.4366	87.9233
Buying Rate	USD	84.5205	84.9410	85.3615	86.6230

NOTE: The above selling rates are applicable for import payment & outward remittance upto USD 25000.00 or equivalent other currencies. AD branches are requested to collect actual dealing rate for more than above amount from dealing room.

Please note that Bank reserves the right to adjust the difference amount due to rate fluctuation.

3. Selling and Buying Rates of Foreign Currency Notes (Cash) for 1 Unit of Foreign Currency against BDT:

SELLING	CURRENCY	BUYING	SELLING	CURRENCY	BUYING
86.7000	USD	84.1000	103.0000	EUR	98.7500
117.5000	GBP	112.5000	24.0000	AED	23.0000
23.6000	SAR	22.0000	62.0000	SGD	58.0000
66.5000	AUD	62.5000	20.9000	MYR	18.2000
68.0000	CAD	64.0000	0.9000	JPY	0.7500
21.0000	QAR	19.5000	1.2300	INR	1.1500
280.0000	KWD	260.0000	11.0000	HKD	8.5000
12.6000	CNY	10.0000	226.0000	BHD	216.0000
223.0000	OMR	205.0000	2.9000	THB	2.2000

NOTE: Cash selling and buying rates for all other currencies will be same as TT & OD and OD Transfer respectively mentioned under serial number 1.

4. Deposit Rates:

NFCD Interest Rate	1 Month	3 Months	6 Months	12 Months
USD	0.1100%	0.1900%	0.2100%	0.3000%
GBP	0.0500%	0.0500%	0.0700%	0.1200%
EUR	0.0000%	0.0000%	0.0000%	0.0000%

FCAD Interest Rate	USD	GBP	EUR
Interest Rate	0.1100%	0.0500%	0.0000%

Note: Interest on USD, EUR & GBP FCAD is applicable only for balance not less than USD 1000, GBP 500 or equivalent in other currencies lying in the accounts for one month or longer period as per GFET, Vol-1 of Bangladesh Bank.

LIBOR	1 Month	3 Months	6 Months	12 Months
USD	0.1103%	0.1896%	0.2030%	0.2809%


5. Indicative Cross Rate of 1 USD with ACU mechanism countries:


Currency	PKR	INR	LKR	NPR	IRR	MMK	BTN	MVR
USD 1 =	155.5000	72.4030	199.0000	116.0700	42000.0000	1400.0000	72.5550	15.4200


6. Indicative Cross Rates in Tokyo/Hongkong/Singapore Market

	GBP/USD	EUR/USD	AUD/USD	USD/JPY	USD/SGD	USD/CAD	USD/MYR	USD/CHF
Selling	1.3949	1.1963	0.7826	108.8600	1.3414	1.2404	4.1050	0.9230
Buying	1.3944	1.1959	0.7820	108.9100	1.3418	1.2405	4.1100	0.9235

All the quoted rates are indicative and subject to change without prior notice. Processed by : Farah Diba Tania and Checked by : Md. Nuruzzaman Akand.


FARAH DIBA TANIA
SENIOR OFFICER


MD. MANIRUZZAMAN
ASSISTANT GENERAL MANAGER


MD. MOKHLESUR RAHMAN
AGM & HEAD OF TREASURY