



Exchange Rate Circular No. 54/21

Effective Date: Sunday, March 21, 2021

Phone No. 9554902, 9551358
E-mail : treasury@agranibank.org
agranidealers@gmail.com

1. Dealing rates of Agrani Bank Limited for 1 Unit of Foreign Currency against BDT:

SPOT SELLING		Currency	SPOT BUYING			
T.T & O.D	B.C.		TT CLEAN	TT DOC	OD Sight Exp Bill	OD Transfer
84.9500	84.9500	USD	84.2000	84.1500	84.1000	83.8800
119.6926	119.8426	GBP	115.7186	115.5492	115.4299	114.8248
102.9830	103.6330	EUR	99.4233	99.4637	98.9042	98.7924
0.8003	0.8103	JPY	0.7632	0.7627	0.7623	0.7602
66.9853	67.3853	AUD	65.0876	65.0489	65.0102	64.8399
69.5263	69.7463	CAD	67.0846	67.0446	67.0046	66.8286
93.6227	93.7027	CHF	90.2566	90.2028	90.1490	89.9124
10.0489	10.2189	SEK	9.7876	9.7818	9.7759	9.7502
11.0705	11.1705	HKD	10.8137	10.8072	10.8008	10.7725
65.3246	65.4746	SGD	62.5922	62.5549	62.5177	62.3537
20.7943	20.9543	MYR	20.4266	20.4145	20.4023	20.3488
22.7515	22.9115	SAR	22.3856	22.3722	22.3589	22.3002
23.2495	23.3695	AED	22.8809	22.8673	22.8537	22.7938
283.4524	283.6524	KWD	278.4128	278.2474	278.0821	277.3544
23.4483	23.5683	QAR	23.0792	23.0654	23.0517	22.9913

2.(A) Usance Rate:

Usance Rate	30 DAYS	60 DAYS	90 DAYS	120 DAYS	180 DAYS
USD	83.4633	82.8318	82.2003	81.5688	80.3058
GBP	115.4968	114.6211	113.7453	112.8695	111.1180
EUR	99.0463	98.2946	97.5430	96.7913	95.2879

2.(B) Forward Rates (Its an indicative rate, actual should be collected from the dealing room):

		30 DAYS	60 DAYS	90 DAYS	180 DAYS
Selling Rate	USD	85.4455	85.9411	86.4366	87.9233
Buying Rate	USD	84.5205	84.9410	85.3615	86.6230

NOTE: The above selling rates are applicable for import payment & outward remittance upto USD 25000.00 or equivalent other currencies. AD branches are requested to collect actual dealing rate for more than above amount from dealing room.

Please note that Bank reserves the right to adjust the difference amount due to rate fluctuation.

3. Selling and Buying Rates of Foreign Currency Notes (Cash) for 1 Unit of Foreign Currency against BDT:

SELLING	CURRENCY	BUYING	SELLING	CURRENCY	BUYING
86.7000	USD	84.1000	102.5000	EUR	98.0000
117.0000	GBP	112.0000	24.0000	AED	23.0000
23.6000	SAR	22.0000	62.0000	SGD	58.0000
66.5000	AUD	62.5000	20.9000	MYR	18.2000
68.0000	CAD	64.0000	0.9000	JPY	0.7500
21.0000	QAR	19.5000	1.2300	INR	1.1500
280.0000	KWD	260.0000	11.0000	HKD	8.5000
12.6000	CNY	10.0000	226.0000	BHD	216.0000
223.0000	OMR	205.0000	2.9000	THB	2.2000

NOTE: Cash selling and buying rates for all other currencies will be same as TT & OD and OD Transfer respectively mentioned under serial number 1.

4. Deposit Rates:

NFCD Interest Rate	1 Month	3 Months	6 Months	12 Months
USD	0.1100%	0.1900%	0.2100%	0.3000%
GBP	0.0500%	0.0500%	0.0700%	0.1200%
EUR	0.0000%	0.0000%	0.0000%	0.0000%

FCAD Interest Rate	USD	GBP	EUR
Interest Rate	0.1100%	0.0500%	0.0000%

Note: Interest on USD, EUR & GBP FCAD is applicable only for balance not less than USD 1000, GBP 500 or equivalent in other currencies lying in the accounts for one month or longer period as per GFET, Vol-1 of Bangladesh Bank.

LIBOR	1 Month	3 Months	6 Months	12 Months
USD	0.1084%	0.1969%	0.2024%	0.2763%


5. Indicative Cross Rate of 1 USD with ACU mechanism countries:


Currency	PKR	INR	LKR	NPR	IRR	MMK	BTN	MVR
USD 1 =	155.6500	72.4007	197.0000	116.0100	42000.0000	1400.0000	72.4007	15.4200


6. Indicative Cross Rates in Tokyo/Hongkong/Singapore Market

	GBP/USD	EUR/USD	AUD/USD	USD/JPY	USD/SGD	USD/CAD	USD/MYR	USD/CHF
Selling	1.3872	1.1905	0.7744	108.8700	1.3415	1.2497	4.1050	0.9292
Buying	1.3868	1.1903	0.7742	108.9000	1.3420	1.2501	4.1100	0.9296

All the quoted rates are indicative and subject to change without prior notice. Processed by : Farah Diba Tania and Checked by : Md. Abu Munayem.


MD. ABU MUNAYEM
PRINCIPAL OFFICER


MD. MANIRUZZAMAN
ASSISTANT GENERAL MANAGER


MD. MOKHLESUR RAHMAN
AGM & HEAD OF TREASURY