



Exchange Rate Circular No. 55/21

Effective Date: Monday, March 22, 2021

Phone No. 9554902, 9551358  
E-mail : treasury@agranibank.org  
agranidealers@gmail.com

1. Dealing rates of Agrani Bank Limited for 1 Unit of Foreign Currency against BDT:

SPOT SELLING		Currency	SPOT BUYING			
T.T & O.D	B.C.		TT CLEAN	TT DOC	OD Sight Exp Bill	OD Transfer
84.9500	84.9500	USD	84.2000	84.1500	84.1000	83.8800
119.4973	119.6473	GBP	115.5165	115.3473	115.2280	114.6235
102.9320	103.5820	EUR	99.3559	99.3964	98.8370	98.7253
0.8013	0.8113	JPY	0.7640	0.7636	0.7631	0.7611
66.8748	67.2748	AUD	64.9445	64.9059	64.8673	64.6973
69.5154	69.7354	CAD	67.0738	67.0338	66.9939	66.8179
93.6523	93.7323	CHF	90.3151	90.2613	90.2074	89.9706
10.0352	10.2052	SEK	9.7713	9.7654	9.7596	9.7339
11.0691	11.1691	HKD	10.8123	10.8058	10.7994	10.7711
65.2916	65.4416	SGD	62.5595	62.5222	62.4850	62.3211
20.7892	20.9492	MYR	20.4266	20.4145	20.4023	20.3488
22.7473	22.9073	SAR	22.3862	22.3728	22.3595	22.3008
23.2495	23.3695	AED	22.8809	22.8673	22.8537	22.7938
283.2939	283.4939	KWD	278.2563	278.0910	277.9257	277.1984
23.4483	23.5683	QAR	23.0792	23.0654	23.0517	22.9913

2.(A) Usance Rate:

Usance Rate	30 DAYS	60 DAYS	90 DAYS	120 DAYS	180 DAYS
USD	83.4633	82.8318	82.2003	81.5688	80.3058
GBP	115.2965	114.4223	113.5480	112.6738	110.9253
EUR	98.9795	98.2284	97.4772	96.7260	95.2237

2.(B) Forward Rates (Its an indicative rate, actual should be collected from the dealing room):

		30 DAYS	60 DAYS	90 DAYS	180 DAYS
Selling Rate	USD	85.4455	85.9411	86.4366	87.9233
Buying Rate	USD	84.5205	84.9410	85.3615	86.6230

**NOTE:** The above selling rates are applicable for import payment & outward remittance upto USD 25000.00 or equivalent other currencies. AD branches are requested to collect actual dealing rate for more than above amount from dealing room.

**Please note that Bank reserves the right to adjust the difference amount due to rate fluctuation.**

3. Selling and Buying Rates of Foreign Currency Notes (Cash) for 1 Unit of Foreign Currency against BDT:

SELLING	CURRENCY	BUYING	SELLING	CURRENCY	BUYING
86.7000	USD	84.1000	102.5000	EUR	98.0000
117.0000	GBP	112.0000	24.0000	AED	23.0000
23.6000	SAR	22.0000	63.0000	SGD	59.0000
66.0000	AUD	62.0000	20.9000	MYR	18.2000
67.5000	CAD	63.5000	0.9000	JPY	0.7500
21.0000	QAR	19.5000	1.2300	INR	1.1500
280.0000	KWD	260.0000	11.0000	HKD	8.5000
12.6000	CNY	10.0000	226.0000	BHD	216.0000
223.0000	OMR	205.0000	2.9000	THB	2.2000

**NOTE:** Cash selling and buying rates for all other currencies will be same as TT & OD and OD Transfer respectively mentioned under serial number 1.

4. Deposit Rates:

NFCD Interest Rate	1 Month	3 Months	6 Months	12 Months
USD	0.1100%	0.1900%	0.2100%	0.3000%
GBP	0.0500%	0.0500%	0.0700%	0.1200%
EUR	0.0000%	0.0000%	0.0000%	0.0000%

FCAD Interest Rate	USD	GBP	EUR
Interest Rate	0.1100%	0.0500%	0.0000%

**Note:** Interest on USD, EUR & GBP FCAD is applicable only for balance not less than USD 1000, GBP 500 or equivalent in other currencies lying in the accounts for one month or longer period as per GFET, Vol-1 of Bangladesh Bank.

LIBOR	1 Month	3 Months	6 Months	12 Months
USD	0.1084%	0.1969%	0.2024%	0.2763%


5. Indicative Cross Rate of 1 USD with ACU mechanism countries:


Currency	PKR	INR	LKR	NPR	IRR	MMK	BTN	MVR
USD 1 =	155.6500	72.4580	197.0000	116.0100	42000.0000	1400.0000	72.4007	15.4200


6. Indicative Cross Rates in Tokyo/Hongkong/Singapore Market

	GBP/USD	EUR/USD	AUD/USD	USD/JPY	USD/SGD	USD/CAD	USD/MYR	USD/CHF
Selling	1.3849	1.1899	0.7731	108.7300	1.3422	1.2499	4.1060	0.9289
Buying	1.3844	1.1895	0.7725	108.7800	1.3427	1.2503	4.1100	0.9290

All the quoted rates are indicative and subject to change without prior notice. Processed by : Farah Diba Tania and Checked by : Md. Abu Munayem.

  
MD. ABU MUNAYEM  
PRINCIPAL OFFICER

  
MD. MANIRUZZAMAN  
ASSISTANT GENERAL MANAGER

  
MD. MOKHLESUR RAHMAN  
AGM & HEAD OF TREASURY