



Exchange Rate Circular No. 56/21

Effective Date: Tuesday, March 23, 2021

Phone No. 9554902, 9551358  
E-mail : treasury@agranibank.org  
agranidealers@gmail.com

1. Dealing rates of Agrani Bank Limited for 1 Unit of Foreign Currency against BDT:

SPOT SELLING		Currency	SPOT BUYING			
T.T & O.D	B.C.		TT CLEAN	TT DOC	OD Sight Exp Bill	OD Transfer
84.9500	84.9500	USD	84.2000	84.1500	84.1000	83.8800
119.4718	119.6218	GBP	115.5249	115.3557	115.2365	114.6319
103.1954	103.8454	EUR	99.6169	99.6573	99.0977	98.9853
0.8014	0.8114	JPY	0.7641	0.7637	0.7632	0.7612
66.7389	67.1389	AUD	64.8098	64.7712	64.7327	64.5631
69.3311	69.5511	CAD	66.8912	66.8513	66.8114	66.6360
94.1372	94.2172	CHF	90.7858	90.7317	90.6776	90.4396
10.0626	10.2326	SEK	9.8013	9.7954	9.7896	9.7638
11.0683	11.1683	HKD	10.8114	10.8050	10.7986	10.7702
65.3719	65.5219	SGD	62.6249	62.5876	62.5504	62.3863
20.7490	20.9090	MYR	20.3868	20.3747	20.3625	20.3091
22.7473	22.9073	SAR	22.3862	22.3728	22.3595	22.3008
23.2495	23.3695	AED	22.8809	22.8673	22.8537	22.7938
283.5551	283.7551	KWD	278.3484	278.1830	278.0177	277.2901
23.4483	23.5683	QAR	23.0792	23.0654	23.0517	22.9913

2.(A) Usance Rate:

Usance Rate	30 DAYS	60 DAYS	90 DAYS	120 DAYS	180 DAYS
USD	83.4633	82.8318	82.2003	81.5688	80.3058
GBP	115.3049	114.4306	113.5562	112.6819	110.9333
EUR	99.2383	98.4851	97.7320	96.9789	95.4726

2.(B) Forward Rates (Its an indicative rate, actual should be collected from the dealing room):

		30 DAYS	60 DAYS	90 DAYS	180 DAYS
Selling Rate	USD	85.4455	85.9411	86.4366	87.9233
Buying Rate	USD	84.5205	84.9410	85.3615	86.6230

**NOTE:** The above selling rates are applicable for import payment & outward remittance upto USD 25000.00 or equivalent other currencies. AD branches are requested to collect actual dealing rate for more than above amount from dealing room.

**Please note that Bank reserves the right to adjust the difference amount due to rate fluctuation.**

3. Selling and Buying Rates of Foreign Currency Notes (Cash) for 1 Unit of Foreign Currency against BDT:

SELLING	CURRENCY	BUYING	SELLING	CURRENCY	BUYING
86.7000	USD	84.1000	102.5000	EUR	98.0000
117.0000	GBP	112.0000	24.0000	AED	23.0000
23.6000	SAR	22.0000	63.0000	SGD	59.5000
65.5000	AUD	61.5000	20.9000	MYR	18.2000
67.0000	CAD	63.0000	0.9000	JPY	0.7500
21.0000	QAR	19.5000	1.2300	INR	1.1500
280.0000	KWD	260.0000	11.0000	HKD	8.5000
12.6000	CNY	10.0000	226.0000	BHD	216.0000
223.0000	OMR	205.0000	2.9000	THB	2.2000

**NOTE:** Cash selling and buying rates for all other currencies will be same as TT & OD and OD Transfer respectively mentioned under serial number 1.

4. Deposit Rates:

NFCD Interest Rate	1 Month	3 Months	6 Months	12 Months
USD	0.1100%	0.1900%	0.2100%	0.3000%
GBP	0.0500%	0.0500%	0.0700%	0.1200%
EUR	0.0000%	0.0000%	0.0000%	0.0000%

FCAD Interest Rate	USD	GBP	EUR
Interest Rate	0.1100%	0.0500%	0.0000%

**Note:** Interest on USD, EUR & GBP FCAD is applicable only for balance not less than USD 1000, GBP 500 or equivalent in other currencies lying in the accounts for one month or longer period as per GFET, Vol-1 of Bangladesh Bank.

LIBOR	1 Month	3 Months	6 Months	12 Months
USD	0.1074%	0.1905%	0.2041%	0.2763%


5. Indicative Cross Rate of 1 USD with ACU mechanism countries:


Currency	PKR	INR	LKR	NPR	IRR	MMK	BTN	MVR
USD 1 =	155.7000	72.3850	198.0000	115.7800	42000.0000	1400.0000	72.3100	15.4200


6. Indicative Cross Rates in Tokyo/Hongkong/Singapore Market

	GBP/USD	EUR/USD	AUD/USD	USD/JPY	USD/SGD	USD/CAD	USD/MYR	USD/CHF
Selling	1.3846	1.1930	0.7715	108.7200	1.3405	1.2533	4.1140	0.9240
Buying	1.3845	1.1926	0.7709	108.7700	1.3413	1.2537	4.1180	0.9242

All the quoted rates are indicative and subject to change without prior notice. Processed by : Farah Diba Tania and Checked by : Md. Abu Munayem.

  
MD. ABU MUNAYEM  
PRINCIPAL OFFICER

  
MD. MANIRUZZAMAN  
ASSISTANT GENERAL MANAGER

  
MD. MOKHLESUR RAHMAN  
AGM & HEAD OF TREASURY