



Exchange Rate Circular No. 58/21

THURSDAY

Effective Date: 25-Mar-2021 To 27-Mar-2021

Phone No. 9554902, 9551358
E-mail : treasury@agranibank.org
agranidealers@gmail.com

1. Dealing rates of Agrani Bank Limited for 1 Unit of Foreign Currency against BDT:

SPOT SELLING		Currency	SPOT BUYING			
T.T & O.D	B.C.		TT CLEAN	TT DOC	OD Sight Exp Bill	OD Transfer
84.9500	84.9500	USD	84.2000	84.1500	84.1000	83.8800
118.2485	118.3985	GBP	114.2872	114.1187	114.0002	113.3988
102.3204	102.9704	EUR	98.7497	98.7905	98.2314	98.1213
0.8003	0.8103	JPY	0.7630	0.7626	0.7621	0.7601
65.8300	66.2300	AUD	63.9088	63.8708	63.8328	63.6656
69.1531	69.3731	CAD	66.7149	66.6751	66.6353	66.4603
93.0265	93.1065	CHF	89.6950	89.6415	89.5881	89.3529
9.9800	10.1500	SEK	9.7169	9.7111	9.7053	9.6797
11.0656	11.1656	HKD	10.8086	10.8022	10.7958	10.7675
65.0942	65.2442	SGD	62.3732	62.3361	62.2989	62.1356
20.6441	20.8041	MYR	20.2782	20.2661	20.2540	20.2009
22.7473	22.9073	SAR	22.3862	22.3728	22.3595	22.3008
23.2495	23.3695	AED	22.8809	22.8673	22.8537	22.7938
283.3965	283.5965	KWD	278.3576	278.1922	278.0269	277.2993
23.4579	23.5779	QAR	23.0792	23.0654	23.0517	22.9913

2.(A) Usance Rate:

Usance Rate	30 DAYS	60 DAYS	90 DAYS	120 DAYS	180 DAYS
USD	83.4633	82.8318	82.2003	81.5688	80.3058
GBP	114.0780	113.2129	112.3479	111.4829	109.7528
EUR	98.3786	97.6320	96.8854	96.1387	94.6455

2.(B) Forward Rates (Its an indicative rate, actual should be collected from the dealing room):

		30 DAYS	60 DAYS	90 DAYS	180 DAYS
Selling Rate	USD	85.4455	85.9411	86.4366	87.9233
Buying Rate	USD	84.5205	84.9410	85.3615	86.6230

NOTE: The above selling rates are applicable for import payment & outward remittance upto USD 25000.00 or equivalent other currencies. AD branches are requested to collect actual dealing rate for more than above amount from dealing room.

Please note that Bank reserves the right to adjust the difference amount due to rate fluctuation.

3. Selling and Buying Rates of Foreign Currency Notes (Cash) for 1 Unit of Foreign Currency against BDT:

SELLING	CURRENCY	BUYING	SELLING	CURRENCY	BUYING
86.7000	USD	84.1000	102.5000	EUR	98.0000
116.5000	GBP	111.5000	24.0000	AED	23.0000
23.6000	SAR	22.0000	63.0000	SGD	59.5000
65.0000	AUD	61.0000	20.9000	MYR	18.2000
67.0000	CAD	63.0000	0.9000	JPY	0.7500
21.0000	QAR	19.5000	1.2300	INR	1.1500
280.0000	KWD	260.0000	11.0000	HKD	8.5000
12.6000	CNY	10.0000	226.0000	BHD	216.0000
223.0000	OMR	205.0000	2.9000	THB	2.2000

NOTE: Cash selling and buying rates for all other currencies will be same as TT & OD and OD Transfer respectively mentioned under serial number 1.

4. Deposit Rates:

NFCD Interest Rate	1 Month	3 Months	6 Months	12 Months
USD	0.1100%	0.1900%	0.2100%	0.3000%
GBP	0.0500%	0.0500%	0.0700%	0.1200%
EUR	0.0000%	0.0000%	0.0000%	0.0000%

FCAD Interest Rate	USD	GBP	EUR
Interest Rate	0.1100%	0.0500%	0.0000%

Note: Interest on USD, EUR & GBP FCAD is applicable only for balance not less than USD 1000, GBP 500 or equivalent in other currencies lying in the accounts for one month or longer period as per GFET, Vol-1 of Bangladesh Bank.

LIBOR	1 Month	3 Months	6 Months	12 Months
USD	0.1103%	0.1951%	0.2095%	0.2800%


5. Indicative Cross Rate of 1 USD with ACU mechanism countries:


Currency	PKR	INR	LKR	NPR	IRR	MMK	BTN	MVR
USD 1 =	155.7500	72.6300	197.5000	116.0900	42000.0000	1400.0000	72.5750	15.4200


6. Indicative Cross Rates in Tokyo/Hongkong/Singapore Market

	GBP/USD	EUR/USD	AUD/USD	USD/JPY	USD/SGD	USD/CAD	USD/MYR	USD/CHF
Selling	1.3702	1.1827	0.7608	108.8700	1.3464	1.2566	4.1350	0.9353
Buying	1.3698	1.1823	0.7602	108.9200	1.3467	1.2570	4.1400	0.9354

All the quoted rates are indicative and subject to change without prior notice. Processed by : Farah Diba Tania and Checked by : Md. Abu Munayem.


MD. ABU MUNAYEM
PRINCIPAL OFFICER


MD. MANIRUZZAMAN
ASSISTANT GENERAL MANAGER


MD. MOKHLESUR RAHMAN
AGM & HEAD OF TREASURY