



Exchange Rate Circular No. 61/21

Effective Date: **Wednesday, March 31, 2021**

Phone No. 9554902, 9551358  
E-mail : [treasury@agranibank.org](mailto:treasury@agranibank.org)  
[agranidealers@gmail.com](mailto:agranidealers@gmail.com)

1. Dealing rates of Agrani Bank Limited for 1 Unit of Foreign Currency against BDT:

SPOT SELLING		Currency	SPOT BUYING			
T.T & O.D	B.C.		TT CLEAN	TT DOC	OD Sight Exp Bill	OD Transfer
84.9500	84.9500	USD	84.2000	84.1500	84.1000	83.8800
118.4694	118.6194	GBP	114.5313	114.3627	114.2441	113.6421
101.4539	102.1039	EUR	97.8656	97.9070	97.3484	97.2406
0.8002	0.8102	JPY	0.7630	0.7625	0.7621	0.7600
65.8045	66.2045	AUD	63.9173	63.8792	63.8412	63.6740
68.8798	69.0998	CAD	66.4442	66.4046	66.3650	66.1907
92.1894	92.2694	CHF	88.8655	88.8125	88.7595	88.5265
9.8143	9.9843	SEK	9.5560	9.5503	9.5446	9.5195
11.0566	11.1566	HKD	10.8000	10.7936	10.7871	10.7588
65.0567	65.2067	SGD	62.3361	62.2990	62.2619	62.0986
20.5354	20.6954	MYR	20.1755	20.1635	20.1515	20.0986
22.7515	22.9115	SAR	22.3903	22.3770	22.3637	22.3050
23.2495	23.3695	AED	22.8809	22.8673	22.8537	22.7938
283.3032	283.5032	KWD	278.2655	278.1002	277.9349	277.2076
23.4579	23.5779	QAR	23.0792	23.0654	23.0517	22.9913

2.(A) Usance Rate:

Usance Rate	30 DAYS	60 DAYS	90 DAYS	120 DAYS	180 DAYS
USD	83.4633	82.8318	82.2003	81.5688	80.3058
GBP	114.3200	113.4531	112.5863	111.7194	109.9857
EUR	97.5022	96.7622	96.0223	95.2823	93.8023

2.(B) Forward Rates (Its an indicative rate, actual should be collected from the dealing room):

		30 DAYS	60 DAYS	90 DAYS	180 DAYS
Selling Rate	USD	85.4455	85.9411	86.4366	87.9233
Buying Rate	USD	84.5205	84.9410	85.3615	86.6230

**NOTE:** The above selling rates are applicable for import payment & outward remittance upto USD 25000.00 or equivalent other currencies. AD branches are requested to collect actual dealing rate for more than above amount from dealing room.

**Please note that Bank reserves the right to adjust the difference amount due to rate fluctuation.**

3. Selling and Buying Rates of Foreign Currency Notes (Cash) for 1 Unit of Foreign Currency against BDT:

SELLING	CURRENCY	BUYING	SELLING	CURRENCY	BUYING
86.7000	USD	84.1000	101.2500	EUR	96.7500
115.7500	GBP	110.7500	24.2000	AED	23.2500
23.6000	SAR	22.0000	63.0000	SGD	59.5000
65.5000	AUD	61.5000	20.9000	MYR	18.2000
67.5000	CAD	63.5000	0.9000	JPY	0.7500
21.0000	QAR	19.5000	1.2500	INR	1.1800
280.0000	KWD	260.0000	11.0000	HKD	8.5000
12.6000	CNY	10.0000	226.0000	BHD	216.0000
223.0000	OMR	205.0000	2.9000	THB	2.2000

**NOTE:** Cash selling and buying rates for all other currencies will be same as TT & OD and OD Transfer respectively mentioned under serial number 1.

4. Deposit Rates:

NFCD Interest Rate	1 Month	3 Months	6 Months	12 Months
USD	0.1100%	0.1900%	0.2100%	0.3000%
GBP	0.0500%	0.0500%	0.0700%	0.1200%
EUR	0.0000%	0.0000%	0.0000%	0.0000%

FCAD Interest Rate	USD	GBP	EUR
Interest Rate	0.1100%	0.0500%	0.0000%

**Note:** Interest on USD, EUR & GBP FCAD is applicable only for balance not less than USD 1000, GBP 500 or equivalent in other currencies lying in the accounts for one month or longer period as per GFET, Vol-1 of Bangladesh Bank.

LIBOR	1 Month	3 Months	6 Months	12 Months
USD	0.1151%	0.2016%	0.2068%	0.2866%


5. Indicative Cross Rate of 1 USD with ACU mechanism countries:


Currency	PKR	INR	LKR	NPR	IRR	MMK	BTN	MVR
USD 1 =	152.7500	73.4760	198.5000	117.4100	42000.0000	1400.0000	73.5570	15.4200


6. Indicative Cross Rates in Tokyo/Hongkong/Singapore Market

	GBP/USD	EUR/USD	AUD/USD	USD/JPY	USD/SGD	USD/CAD	USD/MYR	USD/CHF
Selling	1.3728	1.1725	0.7605	108.8800	1.3472	1.2617	4.1570	0.9440
Buying	1.3727	1.1718	0.7603	108.9300	1.3475	1.2621	4.1610	0.9441

All the quoted rates are indicative and subject to change without prior notice. Processed by : Farah Diba Tania and Checked by : Md. Abu Munayem.

  
MD. ABU MUNAYEM  
PRINCIPAL OFFICER

  
MD. MANIRUZZAMAN  
ASSISTANT GENERAL MANAGER

  
MD. MOKHLESUR RAHMAN  
AGM & HEAD OF TREASURY