



Exchange Rate Circular No. 63/21

Effective Date: Sunday, April 4, 2021

Phone No. 9554902, 9551358  
E-mail : treasury@agranibank.org  
agranidealers@gmail.com

1. Dealing rates of Agrani Bank Limited for 1 Unit of Foreign Currency against BDT:

SPOT SELLING		Currency	SPOT BUYING			
T.T & O.D	B.C.		TT CLEAN	TT DOC	OD Sight Exp Bill	OD Transfer
84.9500	84.9500	USD	84.2000	84.1500	84.1000	83.8800
119.3613	119.5113	GBP	115.3902	115.2210	115.1019	114.4977
101.8022	102.4522	EUR	98.2360	98.2772	97.7184	97.6097
0.7873	0.7973	JPY	0.7503	0.7499	0.7494	0.7474
65.8215	66.2215	AUD	63.9425	63.9045	63.8665	63.6991
69.1154	69.3354	CAD	66.6776	66.6378	66.5981	66.4232
92.3709	92.4509	CHF	89.0169	88.9638	88.9108	88.6773
9.8544	10.0244	SEK	9.5949	9.5892	9.5835	9.5582
11.0548	11.1548	HKD	10.7978	10.7913	10.7849	10.7566
65.1270	65.2770	SGD	62.3964	62.3593	62.3221	62.1587
20.6292	20.7892	MYR	20.2683	20.2563	20.2442	20.1911
22.7533	22.9133	SAR	22.3885	22.3752	22.3619	22.3032
23.2495	23.3695	AED	22.8809	22.8673	22.8537	22.7938
283.4058	283.6058	KWD	278.3668	278.2014	278.0361	277.3085
23.4483	23.5683	QAR	23.0792	23.0654	23.0517	22.9913

2.(A) Usance Rate:

Usance Rate	30 DAYS	60 DAYS	90 DAYS	120 DAYS	180 DAYS
USD	83.4633	82.8318	82.2003	81.5688	80.3058
GBP	115.1713	114.2980	113.4247	112.5514	110.8048
EUR	97.8695	97.1267	96.3839	95.6412	94.1556

2.(B) Forward Rates (Its an indicative rate, actual should be collected from the dealing room):

		30 DAYS	60 DAYS	90 DAYS	180 DAYS
Selling Rate	USD	85.4455	85.9411	86.4366	87.9233
Buying Rate	USD	84.5205	84.9410	85.3615	86.6230

**NOTE:** The above selling rates are applicable for import payment & outward remittance upto USD 25000.00 or equivalent other currencies. AD branches are requested to collect actual dealing rate for more than above amount from dealing room.

**Please note that Bank reserves the right to adjust the difference amount due to rate fluctuation.**

3. Selling and Buying Rates of Foreign Currency Notes (Cash) for 1 Unit of Foreign Currency against BDT:

SELLING	CURRENCY	BUYING	SELLING	CURRENCY	BUYING
86.7000	USD	84.1000	102.0000	EUR	97.5000
116.5000	GBP	111.5000	24.2000	AED	23.2500
23.6000	SAR	22.0000	64.0000	SGD	61.0000
65.5000	AUD	61.5000	20.9000	MYR	18.2000
67.5000	CAD	63.5000	0.9000	JPY	0.7500
21.0000	QAR	19.5000	1.2500	INR	1.1800
280.0000	KWD	260.0000	11.0000	HKD	8.5000
12.6000	CNY	10.0000	226.0000	BHD	216.0000
223.0000	OMR	205.0000	2.9000	THB	2.2000

**NOTE:** Cash selling and buying rates for all other currencies will be same as TT & OD and OD Transfer respectively mentioned under serial number 1.

4. Deposit Rates:

NFCD Interest Rate	1 Month	3 Months	6 Months	12 Months
USD	0.1400%	0.1900%	0.2000%	0.2800%
GBP	0.1000%	0.0800%	0.1000%	0.1600%
EUR	0.0000%	0.0000%	0.0000%	0.0000%

FCAD Interest Rate	USD	GBP	EUR
Interest Rate	0.1400%	0.1000%	0.0000%

**Note:** Interest on USD, EUR & GBP FCAD is applicable only for balance not less than USD 1000, GBP 500 or equivalent in other currencies lying in the accounts for one month or longer period as per GFET, Vol-1 of Bangladesh Bank.

LIBOR	1 Month	3 Months	6 Months	12 Months
USD	0.1104%	0.1998%	0.2013%	0.2805%


5. Indicative Cross Rate of 1 USD with ACU mechanism countries:


Currency	PKR	INR	LKR	NPR	IRR	MMK	BTN	MVR
USD 1 =	152.9400	73.3700	199.0000	116.9700	42000.0000	1400.0000	73.3700	15.4200


6. Indicative Cross Rates in Tokyo/Hongkong/Singapore Market

	GBP/USD	EUR/USD	AUD/USD	USD/JPY	USD/SGD	USD/CAD	USD/MYR	USD/CHF
Selling	1.3833	1.1766	0.7607	110.7100	1.3457	1.2573	4.1380	0.9421
Buying	1.3829	1.1762	0.7606	110.7400	1.3462	1.2577	4.1420	0.9425

All the quoted rates are indicative and subject to change without prior notice. Processed by : Farah Diba Tania and Checked by : Md. Abu Munayem.

  
MD. ABU MUNAYEM  
PRINCIPAL OFFICER

  
MD. MANIRUZZAMAN  
ASSISTANT GENERAL MANAGER

  
MD. MOKHLESUR RAHMAN  
AGM & HEAD OF TREASURY