



Exchange Rate Circular No. 64/21

Effective Date: Monday, April 5, 2021

Phone No. 9554902, 9551358  
E-mail : treasury@agranibank.org  
agranidealers@gmail.com

1. Dealing rates of Agrani Bank Limited for 1 Unit of Foreign Currency against BDT:

SPOT SELLING		Currency	SPOT BUYING			
T.T & O.D	B.C.		TT CLEAN	TT DOC	OD Sight Exp Bill	OD Transfer
84.9500	84.9500	USD	84.2000	84.1500	84.1000	83.8800
119.4038	119.5538	GBP	115.4323	115.2631	115.1439	114.5396
101.8531	102.5031	EUR	98.2866	98.3277	97.7689	97.6600
0.7887	0.7987	JPY	0.7519	0.7514	0.7509	0.7490
65.9574	66.3574	AUD	64.0351	63.9971	63.9590	63.7914
69.1262	69.3462	CAD	66.7042	66.6645	66.6247	66.4497
92.3518	92.4318	CHF	89.0263	88.9733	88.9202	88.6868
9.8393	10.0093	SEK	9.5800	9.5743	9.5685	9.5433
11.0552	11.1552	HKD	10.7986	10.7922	10.7857	10.7575
65.1364	65.2864	SGD	62.4150	62.3779	62.3407	62.1772
20.6243	20.7843	MYR	20.2634	20.2514	20.2393	20.1862
22.7473	22.9073	SAR	22.3862	22.3728	22.3595	22.3008
23.2495	23.3695	AED	22.8809	22.8673	22.8537	22.7938
283.0517	283.2517	KWD	278.4773	278.3119	278.1465	277.4186
23.4483	23.5683	QAR	23.0792	23.0654	23.0517	22.9913

2.(A) Usance Rate:

Usance Rate	30 DAYS	60 DAYS	90 DAYS	120 DAYS	180 DAYS
USD	83.4633	82.8318	82.2003	81.5688	80.3058
GBP	115.2131	114.3394	113.4658	112.5922	110.8450
EUR	97.9196	97.1764	96.4333	95.6901	94.2038

2.(B) Forward Rates (Its an indicative rate, actual should be collected from the dealing room):

		30 DAYS	60 DAYS	90 DAYS	180 DAYS
Selling Rate	USD	85.4455	85.9411	86.4366	87.9233
Buying Rate	USD	84.5205	84.9410	85.3615	86.6230

**NOTE:** The above selling rates are applicable for import payment & outward remittance upto USD 25000.00 or equivalent other currencies. AD branches are requested to collect actual dealing rate for more than above amount from dealing room.

**Please note that Bank reserves the right to adjust the difference amount due to rate fluctuation.**

3. Selling and Buying Rates of Foreign Currency Notes (Cash) for 1 Unit of Foreign Currency against BDT:

SELLING	CURRENCY	BUYING	SELLING	CURRENCY	BUYING
86.7000	USD	84.1000	102.0000	EUR	97.5000
116.5000	GBP	111.5000	24.2000	AED	23.2500
23.6000	SAR	22.0000	63.5000	SGD	60.5000
65.5000	AUD	61.5000	20.9000	MYR	18.2000
67.5000	CAD	63.5000	0.9000	JPY	0.7500
21.0000	QAR	19.5000	1.2500	INR	1.1800
280.0000	KWD	260.0000	11.0000	HKD	8.5000
12.6000	CNY	10.0000	226.0000	BHD	216.0000
223.0000	OMR	205.0000	2.9000	THB	2.2000

**NOTE:** Cash selling and buying rates for all other currencies will be same as TT & OD and OD Transfer respectively mentioned under serial number 1.

4. Deposit Rates:

NFCD Interest Rate	1 Month	3 Months	6 Months	12 Months
USD	0.1400%	0.1900%	0.2000%	0.2800%
GBP	0.1000%	0.0800%	0.1000%	0.1600%
EUR	0.0000%	0.0000%	0.0000%	0.0000%

FCAD Interest Rate	USD	GBP	EUR
Interest Rate	0.1400%	0.1000%	0.0000%

**Note:** Interest on USD, EUR & GBP FCAD is applicable only for balance not less than USD 1000, GBP 500 or equivalent in other currencies lying in the accounts for one month or longer period as per GFET, Vol-1 of Bangladesh Bank.

LIBOR	1 Month	3 Months	6 Months	12 Months
USD	0.1104%	0.1998%	0.2013%	0.2805%


5. Indicative Cross Rate of 1 USD with ACU mechanism countries:


Currency	PKR	INR	LKR	NPR	IRR	MMK	BTN	MVR
USD 1 =	152.9400	73.3530	199.0000	116.9700	42000.0000	1400.0000	73.3700	15.4200


6. Indicative Cross Rates in Tokyo/Hongkong/Singapore Market

	GBP/USD	EUR/USD	AUD/USD	USD/JPY	USD/SGD	USD/CAD	USD/MYR	USD/CHF
Selling	1.3838	1.1772	0.7623	110.5100	1.3455	1.2571	4.1390	0.9423
Buying	1.3834	1.1768	0.7617	110.5200	1.3458	1.2572	4.1430	0.9424

All the quoted rates are indicative and subject to change without prior notice. Processed by : Farah Diba Tania and Checked by : Md. Abu Munayem.

  
MD. ABU MUNAYEM  
PRINCIPAL OFFICER

  
MD. MANIRUZZAMAN  
ASSISTANT GENERAL MANAGER

  
MD. MOKHLESUR RAHMAN  
AGM & HEAD OF TREASURY