



Exchange Rate Circular No. 75/21

REVISED

Effective Date: **Wednesday, April 21, 2021**

Phone No. 9554902, 9551358
E-mail : treasury@agranibank.org
agranidealers@gmail.com

1. Dealing rates of Agrani Bank Limited for 1 Unit of Foreign Currency against BDT:

SPOT SELLING		Currency	SPOT BUYING			
T.T & O.D	B.C.		TT CLEAN	TT DOC	OD Sight Exp Bill	OD Transfer
84.9500	84.9500	USD	84.2000	84.1500	84.1000	83.8800
120.1854	120.3354	GBP	116.2238	116.0541	115.9345	115.3281
104.0703	104.7203	EUR	100.4842	100.5240	99.9639	99.8493
0.8067	0.8167	JPY	0.7697	0.7692	0.7688	0.7667
66.7814	67.1814	AUD	64.8519	64.8133	64.7747	64.6050
68.9492	69.1692	CAD	66.5077	66.4680	66.4284	66.2539
94.9604	95.0404	CHF	91.5713	91.5167	91.4622	91.2221
10.1717	10.3417	SEK	9.9016	9.8957	9.8897	9.8637
11.0748	11.1748	HKD	10.8174	10.8110	10.8046	10.7762
65.9154	66.0654	SGD	63.1868	63.1492	63.1116	62.9461
20.7490	20.9090	MYR	20.3868	20.3747	20.3625	20.3091
22.7515	22.9115	SAR	22.3903	22.3770	22.3637	22.3050
23.2495	23.3695	AED	22.8809	22.8673	22.8537	22.7938
284.2760	284.4760	KWD	279.0592	278.8934	278.7277	277.9983
23.4579	23.5779	QAR	23.0792	23.0654	23.0517	22.9913

2.(A) Usance Rate:

Usance Rate	30 DAYS	60 DAYS	90 DAYS	120 DAYS	180 DAYS
USD	83.4633	82.8318	82.2003	81.5688	80.3058
GBP	115.9976	115.1181	114.2385	113.3590	111.5998
EUR	100.0979	99.3383	98.5787	97.8190	96.2998

2.(B) Forward Rates (Its an indicative rate, actual should be collected from the dealing room):

		30 DAYS	60 DAYS	90 DAYS	180 DAYS
Selling Rate	USD	85.4455	85.9411	86.4366	87.9233
Buying Rate	USD	84.5205	84.9410	85.3615	86.6230

NOTE: The above selling rates are applicable for import payment & outward remittance upto USD 25000.00 or equivalent other currencies. AD branches are requested to collect actual dealing rate for more than above amount from dealing room.

Please note that Bank reserves the right to adjust the difference amount due to rate fluctuation.

3. Selling and Buying Rates of Foreign Currency Notes (Cash) for 1 Unit of Foreign Currency against BDT:

SELLING	CURRENCY	BUYING	SELLING	CURRENCY	BUYING
86.7000	USD	84.1000	104.0000	EUR	99.0000
118.0000	GBP	113.0000	24.2000	AED	22.0000
23.5000	SAR	21.0000	63.5000	SGD	59.0000
66.5000	AUD	62.5000	20.9000	MYR	18.2000
68.2500	CAD	64.2500	0.9000	JPY	0.7500
21.0000	QAR	19.5000	1.2500	INR	1.1800
280.0000	KWD	250.0000	11.0000	HKD	8.5000
12.6000	CNY	10.0000	226.0000	BHD	216.0000
223.0000	OMR	205.0000	2.9000	THB	2.2000

NOTE: Cash selling and buying rates for all other currencies will be same as TT & OD and OD Transfer respectively mentioned under serial number 1.

4. Deposit Rates:

NFCD Interest Rate	1 Month	3 Months	6 Months	12 Months
USD	0.1400%	0.1900%	0.2000%	0.2800%
GBP	0.1000%	0.0800%	0.1000%	0.1600%
EUR	0.0000%	0.0000%	0.0000%	0.0000%

FCAD Interest Rate	USD	GBP	EUR
Interest Rate	0.1400%	0.1000%	0.0000%

Note: Interest on USD, EUR & GBP FCAD is applicable only for balance not less than USD 1000, GBP 500 or equivalent in other currencies lying in the accounts for one month or longer period as per GFET, Vol-1 of Bangladesh Bank.

LIBOR	1 Month	3 Months	6 Months	12 Months
USD	0.1075%	0.1838%	0.2226%	0.2870%


5. Indicative Cross Rate of 1 USD with ACU mechanism countries:


Currency	PKR	INR	LKR	NPR	IRR	MMK	BTN	MVR
USD 1 =	152.6000	75.3580	190.0000	119.8000	42000.0000	1400.0000	75.0650	15.4200


6. Indicative Cross Rates in Tokyo/Hongkong/Singapore Market

	GBP/USD	EUR/USD	AUD/USD	USD/JPY	USD/SGD	USD/CAD	USD/MYR	USD/CHF
Selling	1.3930	1.2033	0.7720	107.9800	1.3291	1.2604	4.1140	0.9158
Buying	1.3928	1.2029	0.7714	107.9900	1.3294	1.2609	4.1180	0.9163

All the quoted rates are indicative and subject to change without prior notice. Processed by : Md. Abu Munayem and Checked by : Md. Maniruzzaman.


MD. ABU MUNAYEM
PRINCIPAL OFFICER


MD. MANIRUZZAMAN
ASSISTANT GENERAL MANAGER


MD. MOKHLESUR RAHMAN
AGM & HEAD OF TREASURY