



Exchange Rate Circular No. 80/21

Effective Date: **Wednesday, April 28, 2021**

Phone No. 9554902, 9551358  
E-mail : [treasury@agranibank.org](mailto:treasury@agranibank.org)  
[agranidealers@gmail.com](mailto:agranidealers@gmail.com)

1. Dealing rates of Agrani Bank Limited for 1 Unit of Foreign Currency against BDT:

SPOT SELLING		Currency	SPOT BUYING			
T.T & O.D	B.C.		TT CLEAN	TT DOC	OD Sight Exp Bill	OD Transfer
84.9500	84.9500	USD	84.2000	84.1500	84.1000	83.8800
119.7351	119.8851	GBP	115.6607	115.5913	115.4719	114.8667
104.4696	105.1196	EUR	100.7799	100.9195	100.3592	100.2435
0.7905	0.8105	JPY	0.7633	0.7628	0.7623	0.7603
67.0023	67.4023	AUD	65.0708	65.0321	64.9934	64.8231
70.0029	70.2229	CAD	67.5730	67.5328	67.4925	67.3152
95.0517	95.1317	CHF	91.6918	91.6372	91.5825	91.3421
10.2277	10.3977	SEK	9.9653	9.9593	9.9534	9.9271
11.0746	11.1746	HKD	10.8179	10.8114	10.8050	10.7766
66.0262	66.1762	SGD	63.3014	63.2637	63.2260	63.0602
20.8145	20.9745	MYR	20.4566	20.4444	20.4322	20.3786
22.7473	22.9073	SAR	22.3862	22.3728	22.3595	22.3008
23.2495	23.3695	AED	22.8809	22.8673	22.8537	22.7938
284.3793	284.5793	KWD	279.1611	278.9952	278.8294	278.0997
23.4579	23.5779	QAR	23.0792	23.0654	23.0517	22.9913

2.(A) Usance Rate:

Usance Rate	30 DAYS	60 DAYS	90 DAYS	120 DAYS	180 DAYS
USD	83.4633	82.8318	82.2003	81.5688	80.3058
GBP	115.5386	114.6625	113.7864	112.9103	111.1582
EUR	100.4902	99.7276	98.9650	98.2024	96.6772

2.(B) Forward Rates (Its an indicative rate, actual should be collected from the dealing room):

		30 DAYS	60 DAYS	90 DAYS	180 DAYS
Selling Rate	USD	85.4455	85.9411	86.4366	87.9233
Buying Rate	USD	84.5205	84.9410	85.3615	86.6230

**NOTE:** The above selling rates are applicable for import payment & outward remittance upto USD 25000.00 or equivalent other currencies. AD branches are requested to collect actual dealing rate for more than above amount from dealing room.

**Please note that Bank reserves the right to adjust the difference amount due to rate fluctuation.**

3. Selling and Buying Rates of Foreign Currency Notes (Cash) for 1 Unit of Foreign Currency against BDT:

SELLING	CURRENCY	BUYING	SELLING	CURRENCY	BUYING
86.7000	USD	84.1000	104.0000	EUR	99.0000
117.0000	GBP	112.0000	24.2000	AED	22.0000
23.5000	SAR	21.0000	63.5000	SGD	58.5000
67.0000	AUD	63.0000	20.9000	MYR	18.2000
68.5000	CAD	64.5000	0.9000	JPY	0.7500
21.0000	QAR	19.5000	1.2500	INR	1.1800
280.0000	KWD	250.0000	11.0000	HKD	8.5000
12.6000	CNY	10.0000	226.0000	BHD	216.0000
223.0000	OMR	205.0000	2.9000	THB	2.2000

**NOTE:** Cash selling and buying rates for all other currencies will be same as TT & OD and OD Transfer respectively mentioned under serial number 1.

4. Deposit Rates:

NFCD Interest Rate	1 Month	3 Months	6 Months	12 Months
USD	0.1400%	0.1900%	0.2000%	0.2800%
GBP	0.1000%	0.0800%	0.1000%	0.1600%
EUR	0.0000%	0.0000%	0.0000%	0.0000%

FCAD Interest Rate	USD	GBP	EUR
Interest Rate	0.1400%	0.1000%	0.0000%

**Note:** Interest on USD, EUR & GBP FCAD is applicable only for balance not less than USD 1000, GBP 500 or equivalent in other currencies lying in the accounts for one month or longer period as per GFET, Vol-1 of Bangladesh Bank.

LIBOR	1 Month	3 Months	6 Months	12 Months
USD	0.1103%	0.1771%	0.2143%	0.2826%


5. Indicative Cross Rate of 1 USD with ACU mechanism countries:


Currency	PKR	INR	LKR	NPR	IRR	MMK	BTN	MVR
USD 1 =	154.0000	74.5300	194.0000	119.4400	42000.0000	1550.0000	74.6140	15.4200


6. Indicative Cross Rates in Tokyo/Hongkong/Singapore Market

	GBP/USD	EUR/USD	AUD/USD	USD/JPY	USD/SGD	USD/CAD	USD/MYR	USD/CHF
Selling	1.3877	1.2080	0.7746	108.8400	1.3268	1.2410	4.1010	0.9149
Buying	1.3873	1.2076	0.7740	108.8900	1.3270	1.2411	4.1040	0.9151

All the quoted rates are indicative and subject to change without prior notice. Processed by :Farah Diba Tania and Checked by : Md. Abu Munayem.

  
MD. ABU MUNAYEM  
PRINCIPAL OFFICER

  
MD. MANIRUZZAMAN  
ASSISTANT GENERAL MANAGER

  
MD. MOKHLESUR RAHMAN  
AGM & HEAD OF TREASURY