



Exchange Rate Circular No. 82/21

Effective Date: Sunday, May 2, 2021

Phone No. 9554902, 9551358
E-mail : treasury@agranibank.org
agranidealers@gmail.com

1. Dealing rates of Agrani Bank Limited for 1 Unit of Foreign Currency against BDT:

SPOT SELLING		Currency	SPOT BUYING			
T.T & O.D	B.C.		TT CLEAN	TT DOC	OD Sight Exp Bill	OD Transfer
84.9500	84.9500	USD	84.2000	84.1500	84.1000	83.8800
119.2339	119.3839	GBP	115.1639	115.0948	114.9757	114.3718
103.9769	104.6269	EUR	100.2916	100.4315	99.8714	99.7570
0.7874	0.8074	JPY	0.7604	0.7599	0.7594	0.7574
66.7644	67.1644	AUD	64.8687	64.8301	64.7916	64.6218
70.6769	70.8969	CAD	68.2243	68.1836	68.1429	67.9640
95.2143	95.2943	CHF	91.8328	91.7781	91.7233	91.4826
10.1328	10.3028	SEK	9.8707	9.8648	9.8589	9.8330
11.0667	11.1667	HKD	10.8100	10.8036	10.7972	10.7688
65.8674	66.0174	SGD	63.1297	63.0921	63.0546	62.8892
20.8549	21.0149	MYR	20.4866	20.4744	20.4622	20.4085
22.7539	22.9139	SAR	22.3891	22.3758	22.3625	22.3038
23.2508	23.3708	AED	22.8803	22.8667	22.8531	22.7932
284.1259	284.3259	KWD	279.3557	279.1897	279.0238	278.2936
23.4483	23.5683	QAR	23.0792	23.0654	23.0517	22.9913

2.(A) Usance Rate:

Usance Rate	30 DAYS	60 DAYS	90 DAYS	120 DAYS	180 DAYS
USD	83.4633	82.8318	82.2003	81.5688	80.3058
GBP	115.0461	114.1738	113.3014	112.4291	110.6844
EUR	100.0061	99.2472	98.4883	97.7293	96.2115

2.(B) Forward Rates (Its an indicative rate, actual should be collected from the dealing room):

		30 DAYS	60 DAYS	90 DAYS	180 DAYS
Selling Rate	USD	85.4455	85.9411	86.4366	87.9233
Buying Rate	USD	84.5205	84.9410	85.3615	86.6230

NOTE: The above selling rates are applicable for import payment & outward remittance upto USD 25000.00 or equivalent other currencies. AD branches are requested to collect actual dealing rate for more than above amount from dealing room.

Please note that Bank reserves the right to adjust the difference amount due to rate fluctuation.

3. Selling and Buying Rates of Foreign Currency Notes (Cash) for 1 Unit of Foreign Currency against BDT:

SELLING	CURRENCY	BUYING	SELLING	CURRENCY	BUYING
86.7000	USD	84.1000	103.5000	EUR	99.0000
117.0000	GBP	112.0000	24.2000	AED	22.0000
23.5000	SAR	21.0000	63.5000	SGD	58.5000
67.0000	AUD	63.0000	20.9000	MYR	18.2000
69.0000	CAD	65.0000	0.9000	JPY	0.7500
21.0000	QAR	19.5000	1.2500	INR	1.1800
280.0000	KWD	250.0000	11.0000	HKD	8.5000
12.6000	CNY	10.0000	226.0000	BHD	216.0000
223.0000	OMR	205.0000	2.9000	THB	2.2000

NOTE: Cash selling and buying rates for all other currencies will be same as TT & OD and OD Transfer respectively mentioned under serial number 1.

4. Deposit Rates:

NFCD Interest Rate	1 Month	3 Months	6 Months	12 Months
USD	0.1100%	0.1900%	0.2100%	0.2800%
GBP	0.0700%	0.0900%	0.1100%	0.1600%
EUR	0.0000%	0.0000%	0.0000%	0.0000%

FCAD Interest Rate	USD	GBP	EUR
Interest Rate	0.1100%	0.0700%	0.0000%

Note: Interest on USD, EUR & GBP FCAD is applicable only for balance not less than USD 1000, GBP 500 or equivalent in other currencies lying in the accounts for one month or longer period as per GFET, Vol-1 of Bangladesh Bank.

LIBOR	1 Month	3 Months	6 Months	12 Months
USD	0.1073%	0.1764%	0.2049%	0.2811%


5. Indicative Cross Rate of 1 USD with ACU mechanism countries:


Currency	PKR	INR	LKR	NPR	IRR	MMK	BTN	MVR
USD 1 =	153.5000	74.0700	197.0000	118.5000	42000.0000	1550.0000	74.0700	15.4200


6. Indicative Cross Rates in Tokyo/Hongkong/Singapore Market

	GBP/USD	EUR/USD	AUD/USD	USD/JPY	USD/SGD	USD/CAD	USD/MYR	USD/CHF
Selling	1.3818	1.2022	0.7718	109.2700	1.3301	1.2289	4.0930	0.9133
Buying	1.3814	1.2018	0.7716	109.3000	1.3306	1.2293	4.0980	0.9137

All the quoted rates are indicative and subject to change without prior notice. Processed by :Farah Diba Tania and Checked by : Md. Abu Munayem.


MD. ABU MUNAYEM
PRINCIPAL OFFICER


MD. MANIRUZZAMAN
ASSISTANT GENERAL MANAGER


MD. MOKHLESUR RAHMAN
AGM & HEAD OF TREASURY