



Exchange Rate Circular No. 85/21

Effective Date: Wednesday, May 5, 2021

Phone No. 9554902, 9551358
E-mail : treasury@agranibank.org
agranidealers@gmail.com

1. Dealing rates of Agrani Bank Limited for 1 Unit of Foreign Currency against BDT:

SPOT SELLING		Currency	SPOT BUYING			
T.T & O.D	B.C.		TT CLEAN	TT DOC	OD Sight Exp Bill	OD Transfer
84.9500	84.9500	USD	84.2000	84.1500	84.1000	83.8800
120.0664	120.2164	GBP	115.9890	115.9195	115.7999	115.1939
104.0109	104.6609	EUR	100.3505	100.4904	99.9303	99.8157
0.7876	0.8076	JPY	0.7606	0.7601	0.7597	0.7576
66.9258	67.3258	AUD	65.0287	64.9900	64.9514	64.7812
70.7050	70.9250	CAD	68.2521	68.2114	68.1708	67.9917
95.2653	95.3453	CHF	91.9135	91.8588	91.8040	91.5630
10.1315	10.3015	SEK	9.8718	9.8659	9.8600	9.8340
11.0666	11.1666	HKD	10.8092	10.8028	10.7963	10.7680
65.6854	65.8354	SGD	62.9401	62.9026	62.8651	62.7003
20.7440	20.9040	MYR	20.3769	20.3648	20.3526	20.2992
22.7473	22.9073	SAR	22.3862	22.3728	22.3595	22.3008
23.2495	23.3695	AED	22.8809	22.8673	22.8537	22.7938
284.0884	284.2884	KWD	278.8742	278.7086	278.5429	277.8140
23.4579	23.5779	QAR	23.0792	23.0654	23.0517	22.9913

2.(A) Usance Rate:

Usance Rate	30 DAYS	60 DAYS	90 DAYS	120 DAYS	180 DAYS
USD	83.4633	82.8318	82.2003	81.5688	80.3058
GBP	115.8641	114.9855	114.1070	113.2284	111.4714
EUR	100.0646	99.3052	98.5458	97.7864	96.2677

2.(B) Forward Rates (Its an indicative rate, actual should be collected from the dealing room):

		30 DAYS	60 DAYS	90 DAYS	180 DAYS
Selling Rate	USD	85.4455	85.9411	86.4366	87.9233
Buying Rate	USD	84.5205	84.9410	85.3615	86.6230

NOTE: The above selling rates are applicable for import payment & outward remittance upto USD 25000.00 or equivalent other currencies. AD branches are requested to collect actual dealing rate for more than above amount from dealing room.

Please note that Bank reserves the right to adjust the difference amount due to rate fluctuation.

3. Selling and Buying Rates of Foreign Currency Notes (Cash) for 1 Unit of Foreign Currency against BDT:

SELLING	CURRENCY	BUYING	SELLING	CURRENCY	BUYING
86.8000	USD	84.2000	104.0000	EUR	99.0000
117.5000	GBP	112.0000	24.1000	AED	23.1000
23.5000	SAR	22.2000	64.5000	SGD	60.5000
66.5000	AUD	62.5000	20.9000	MYR	18.2000
69.0000	CAD	65.0000	0.9000	JPY	0.7500
21.0000	QAR	19.5000	1.2500	INR	1.1800
280.0000	KWD	250.0000	11.0000	HKD	8.5000
12.6000	CNY	10.0000	226.0000	BHD	216.0000
223.0000	OMR	205.0000	2.9000	THB	2.2000

NOTE: Cash selling and buying rates for all other currencies will be same as TT & OD and OD Transfer respectively mentioned under serial number 1.

4. Deposit Rates:

NFCD Interest Rate	1 Month	3 Months	6 Months	12 Months
USD	0.1100%	0.1900%	0.2100%	0.2800%
GBP	0.0700%	0.0900%	0.1100%	0.1600%
EUR	0.0000%	0.0000%	0.0000%	0.0000%

FCAD Interest Rate	USD	GBP	EUR
Interest Rate	0.1100%	0.0700%	0.0000%

Note: Interest on USD, EUR & GBP FCAD is applicable only for balance not less than USD 1000, GBP 500 or equivalent in other currencies lying in the accounts for one month or longer period as per GFET, Vol-1 of Bangladesh Bank.

LIBOR	1 Month	3 Months	6 Months	12 Months
USD	0.1084%	0.1754%	0.2066%	0.2829%


5. Indicative Cross Rate of 1 USD with ACU mechanism countries:


Currency	PKR	INR	LKR	NPR	IRR	MMK	BTN	MVR
USD 1 =	153.1000	73.8500	196.0000	118.1600	42000.0000	1550.0000	73.8300	15.4200


6. Indicative Cross Rates in Tokyo/Hongkong/Singapore Market

	GBP/USD	EUR/USD	AUD/USD	USD/JPY	USD/SGD	USD/CAD	USD/MYR	USD/CHF
Selling	1.3916	1.2026	0.7737	109.2500	1.3339	1.2284	4.1150	0.9128
Buying	1.3912	1.2025	0.7735	109.2700	1.3346	1.2288	4.1200	0.9129

All the quoted rates are indicative and subject to change without prior notice. Processed by :Farah Diba Tania and Checked by : Md. Abu Munayem.


MD. ABU MUNAYEM
PRINCIPAL OFFICER


MD. MANIRUZZAMAN
ASSISTANT GENERAL MANAGER


MD. MOKHLESUR RAHMAN
AGM & HEAD OF TREASURY