



Exchange Rate Circular No. 89/21

**EID MUBARAK**

Effective Date: 12-May-2021 To 15-May-2021

Phone No. 9554902, 9551358  
E-mail : treasury@agranibank.org  
agranidealers@gmail.com

1. Dealing rates of Agrani Bank Limited for 1 Unit of Foreign Currency against BDT:

SPOT SELLING		Currency	SPOT BUYING			
T.T & O.D	B.C.		TT CLEAN	TT DOC	OD Sight Exp Bill	OD Transfer
84.9500	84.9500	USD	84.2000	84.1500	84.1000	83.8800
121.7229	121.8729	GBP	117.6309	117.5604	117.4399	116.8295
104.8009	105.4509	EUR	101.1083	101.2477	100.6872	100.5706
0.7906	0.8106	JPY	0.7635	0.7631	0.7626	0.7606
67.3845	67.7845	AUD	65.4497	65.4108	65.3719	65.2006
71.6119	71.8319	CAD	69.1504	69.1092	69.0680	68.8866
95.9949	96.0749	CHF	92.6365	92.5813	92.5261	92.2832
10.2747	10.4447	SEK	10.0130	10.0070	10.0010	9.9747
11.0665	11.1665	HKD	10.8096	10.8032	10.7967	10.7684
65.9202	66.0702	SGD	63.1821	63.1445	63.1069	62.9414
20.6790	20.8390	MYR	20.3077	20.2956	20.2835	20.2303
22.7521	22.9121	SAR	22.3909	22.3776	22.3643	22.3056
23.2495	23.3695	AED	22.8809	22.8673	22.8537	22.7938
284.2197	284.4197	KWD	279.5413	279.3753	279.2092	278.4785
23.0944	23.2144	QAR	22.6298	22.6163	22.6028	22.5436

2.(A) Usance Rate:

Usance Rate	30 DAYS	60 DAYS	90 DAYS	120 DAYS	180 DAYS
USD	83.4633	82.8318	82.2003	81.5688	80.3058
GBP	117.4916	116.6007	115.7099	114.8190	113.0373
EUR	100.8157	100.0507	99.2856	98.5205	96.9904

2.(B) Forward Rates (Its an indicative rate, actual should be collected from the dealing room):

		30 DAYS	60 DAYS	90 DAYS	180 DAYS
Selling Rate	USD	85.4455	85.9411	86.4366	87.9233
Buying Rate	USD	84.5205	84.9410	85.3615	86.6230

**NOTE:** The above selling rates are applicable for import payment & outward remittance upto USD 25000.00 or equivalent other currencies. AD branches are requested to collect actual dealing rate for more than above amount from dealing room.

**Please note that Bank reserves the right to adjust the difference amount due to rate fluctuation.**

3. Selling and Buying Rates of Foreign Currency Notes (Cash) for 1 Unit of Foreign Currency against BDT:

SELLING	CURRENCY	BUYING	SELLING	CURRENCY	BUYING
86.8000	USD	84.2000	104.5000	EUR	99.0000
118.5000	GBP	112.5000	24.1000	AED	23.1000
23.5000	SAR	22.2000	64.5000	SGD	61.0000
67.0000	AUD	63.0000	20.9000	MYR	18.2000
70.0000	CAD	65.5000	0.9000	JPY	0.7500
21.0000	QAR	19.5000	1.2500	INR	1.1800
280.0000	KWD	250.0000	11.0000	HKD	8.5000
12.6000	CNY	10.0000	226.0000	BHD	216.0000
223.0000	OMR	205.0000	2.9000	THB	2.2000

**NOTE:** Cash selling and buying rates for all other currencies will be same as TT & OD and OD Transfer respectively mentioned under serial number 1.

4. Deposit Rates:

NFCD Interest Rate	1 Month	3 Months	6 Months	12 Months
USD	0.1100%	0.1900%	0.2100%	0.2800%
GBP	0.0700%	0.0900%	0.1100%	0.1600%
EUR	0.0000%	0.0000%	0.0000%	0.0000%

FCAD Interest Rate	USD	GBP	EUR
Interest Rate	0.1100%	0.0700%	0.0000%

**Note:** Interest on USD, EUR & GBP FCAD is applicable only for balance not less than USD 1000, GBP 500 or equivalent in other currencies lying in the accounts for one month or longer period as per GFET, Vol-1 of Bangladesh Bank.

LIBOR	1 Month	3 Months	6 Months	12 Months
USD	0.0938%	0.1603%	0.1910%	0.2651%


5. Indicative Cross Rate of 1 USD with ACU mechanism countries:


Currency	PKR	INR	LKR	NPR	IRR	MMK	BTN	MVR
USD 1 =	151.3500	73.5110	196.0000	117.3400	42000.0000	1550.0000	73.3530	15.4200


6. Indicative Cross Rates in Tokyo/Hongkong/Singapore Market

	GBP/USD	EUR/USD	AUD/USD	USD/JPY	USD/SGD	USD/CAD	USD/MYR	USD/CHF
Selling	1.4111	1.2119	0.7791	108.8300	1.3290	1.2125	4.1280	0.9057
Buying	1.4107	1.2115	0.7785	108.8500	1.3295	1.2129	4.1340	0.9058

All the quoted rates are indicative and subject to change without prior notice. Processed by :Farah Diba Tania and Checked by : Md. Abu Munayem.

  
MD. ABU MUNAYEM  
PRINCIPAL OFFICER

  
MD. MANIRUZZAMAN  
ASSISTANT GENERAL MANAGER

  
MD. MOKHLESUR RAHMAN  
AGM & HEAD OF TREASURY