



Exchange Rate Circular No. 91/21

Effective Date: Monday, May 17, 2021

Phone No. 9554902, 9551358  
E-mail : treasury@agranibank.org  
agranidealers@gmail.com

1. Dealing rates of Agrani Bank Limited for 1 Unit of Foreign Currency against BDT:

SPOT SELLING		Currency	SPOT BUYING			
T.T & O.D	B.C.		TT CLEAN	TT DOC	OD Sight Exp Bill	OD Transfer
84.9500	84.9500	USD	84.2000	84.1500	84.1000	83.8800
121.5446	121.6946	GBP	117.4541	117.3837	117.2633	116.6534
104.9368	105.5868	EUR	101.2430	101.3824	100.8217	100.7048
0.7869	0.8069	JPY	0.7600	0.7595	0.7591	0.7571
67.0872	67.4872	AUD	65.1550	65.1163	65.0775	64.9070
71.6003	71.8203	CAD	69.1390	69.0977	69.0565	68.8752
96.3692	96.4492	CHF	93.0074	92.9520	92.8966	92.6527
10.2818	10.4518	SEK	10.0183	10.0123	10.0063	9.9800
11.0672	11.1672	HKD	10.8105	10.8040	10.7976	10.7693
65.6377	65.7877	SGD	62.9023	62.8648	62.8274	62.6626
20.6591	20.8191	MYR	20.2978	20.2857	20.2737	20.2205
22.7521	22.9121	SAR	22.3909	22.3776	22.3643	22.3056
23.2495	23.3695	AED	22.8809	22.8673	22.8537	22.7938
284.3136	284.5136	KWD	279.6342	279.4681	279.3020	278.5711
23.2665	23.3865	QAR	22.5386	22.5252	22.5118	22.4528

2.(A) Usance Rate:

Usance Rate	30 DAYS	60 DAYS	90 DAYS	120 DAYS	180 DAYS
USD	83.4633	82.8318	82.2003	81.5688	80.3058
GBP	117.3163	116.4268	115.5373	114.6477	112.8687
EUR	100.9493	100.1832	99.4171	98.6511	97.1189

2.(B) Forward Rates (Its an indicative rate, actual should be collected from the dealing room):

		30 DAYS	60 DAYS	90 DAYS	180 DAYS
Selling Rate	USD	85.4455	85.9411	86.4366	87.9233
Buying Rate	USD	84.5205	84.9410	85.3615	86.6230

**NOTE:** The above selling rates are applicable for import payment & outward remittance upto USD 25000.00 or equivalent other currencies. AD branches are requested to collect actual dealing rate for more than above amount from dealing room.

**Please note that Bank reserves the right to adjust the difference amount due to rate fluctuation.**

3. Selling and Buying Rates of Foreign Currency Notes (Cash) for 1 Unit of Foreign Currency against BDT:

SELLING	CURRENCY	BUYING	SELLING	CURRENCY	BUYING
86.8000	USD	84.2000	104.0000	EUR	99.0000
118.0000	GBP	112.5000	24.1000	AED	23.1000
23.5000	SAR	22.2000	64.0000	SGD	60.5000
66.5000	AUD	62.5000	20.9000	MYR	18.2000
70.0000	CAD	65.5000	0.9000	JPY	0.7500
21.0000	QAR	19.5000	1.2500	INR	1.1800
280.0000	KWD	250.0000	11.0000	HKD	8.5000
12.6000	CNY	10.0000	226.0000	BHD	216.0000
223.0000	OMR	205.0000	2.9000	THB	2.2000

**NOTE:** Cash selling and buying rates for all other currencies will be same as TT & OD and OD Transfer respectively mentioned under serial number 1.

4. Deposit Rates:

NFCD Interest Rate	1 Month	3 Months	6 Months	12 Months
USD	0.1100%	0.1900%	0.2100%	0.2800%
GBP	0.0700%	0.0900%	0.1100%	0.1600%
EUR	0.0000%	0.0000%	0.0000%	0.0000%

FCAD Interest Rate	USD	GBP	EUR
Interest Rate	0.1100%	0.0700%	0.0000%

**Note:** Interest on USD, EUR & GBP FCAD is applicable only for balance not less than USD 1000, GBP 500 or equivalent in other currencies lying in the accounts for one month or longer period as per GFET, Vol-1 of Bangladesh Bank.

LIBOR	1 Month	3 Months	6 Months	12 Months
USD	0.0975%	0.1551%	0.1876%	0.2659%


5. Indicative Cross Rate of 1 USD with ACU mechanism countries:


Currency	PKR	INR	LKR	NPR	IRR	MMK	BTN	MVR
USD 1 =	152.2000	73.2740	196.0000	117.2600	42000.0000	1550.0000	73.2900	15.4200


6. Indicative Cross Rates in Tokyo/Hongkong/Singapore Market

	GBP/USD	EUR/USD	AUD/USD	USD/JPY	USD/SGD	USD/CAD	USD/MYR	USD/CHF
Selling	1.4090	1.2135	0.7756	109.3400	1.3349	1.2127	4.1320	0.9021
Buying	1.4086	1.2131	0.7750	109.3500	1.3354	1.2131	4.1360	0.9022

All the quoted rates are indicative and subject to change without prior notice. Processed by :Farah Diba Tania and Checked by : Md. Abu Munayem.

  
MD. ABU MUNAYEM  
PRINCIPAL OFFICER

  
MD. MANIRUZZAMAN  
ASSISTANT GENERAL MANAGER

  
MD. MOKHLESUR RAHMAN  
AGM & HEAD OF TREASURY