



Exchange Rate Circular No. 95/21

Effective Date: Sunday, May 23, 2021

Phone No. 9554902, 9551358  
E-mail : treasury@agranibank.org  
agranidealers@gmail.com

1. Dealing rates of Agrani Bank Limited for 1 Unit of Foreign Currency against BDT:

SPOT SELLING		Currency	SPOT BUYING			
T.T & O.D	B.C.		TT CLEAN	TT DOC	OD Sight Exp Bill	OD Transfer
84.9500	84.9500	USD	84.2000	84.1500	84.1000	83.8800
122.0712	122.2212	GBP	117.9677	117.8970	117.7763	117.1650
105.3446	105.9946	EUR	101.6472	101.7863	101.2254	101.1075
0.7898	0.8098	JPY	0.7627	0.7622	0.7618	0.7598
66.8918	67.2918	AUD	64.9950	64.9564	64.9177	64.7476
71.9544	72.1744	CAD	69.4897	69.4483	69.4069	69.2246
96.8413	96.9213	CHF	93.4439	93.3882	93.3326	93.0876
10.3103	10.4803	SEK	10.0465	10.0405	10.0345	10.0081
11.0712	11.1712	HKD	10.8141	10.8076	10.8012	10.7729
65.7859	65.9359	SGD	63.0490	63.0115	62.9739	62.8088
20.6243	20.7843	MYR	20.2634	20.2514	20.2393	20.1862
22.7527	22.9127	SAR	22.3915	22.3782	22.3649	22.3062
23.2508	23.3708	AED	22.8803	22.8667	22.8531	22.7932
284.6896	284.8896	KWD	279.9133	279.7470	279.5807	278.8491
23.4483	23.5683	QAR	23.0792	23.0654	23.0517	22.9913

2.(A) Usance Rate:

Usance Rate	30 DAYS	60 DAYS	90 DAYS	120 DAYS	180 DAYS
USD	83.4633	82.8318	82.2003	81.5688	80.3058
GBP	117.8255	116.9321	116.0387	115.1453	113.3585
EUR	101.3499	100.5808	99.8117	99.0426	97.5044

2.(B) Forward Rates (Its an indicative rate, actual should be collected from the dealing room):

		30 DAYS	60 DAYS	90 DAYS	180 DAYS
Selling Rate	USD	85.4455	85.9411	86.4366	87.9233
Buying Rate	USD	84.5205	84.9410	85.3615	86.6230

**NOTE:** The above selling rates are applicable for import payment & outward remittance upto USD 25000.00 or equivalent other currencies. AD branches are requested to collect actual dealing rate for more than above amount from dealing room.

**Please note that Bank reserves the right to adjust the difference amount due to rate fluctuation.**

3. Selling and Buying Rates of Foreign Currency Notes (Cash) for 1 Unit of Foreign Currency against BDT:

SELLING	CURRENCY	BUYING	SELLING	CURRENCY	BUYING
86.8000	USD	84.2000	104.0000	EUR	99.0000
118.7500	GBP	113.2500	24.1000	AED	22.9000
23.5000	SAR	22.2000	64.0000	SGD	60.5000
66.5000	AUD	62.5000	20.9000	MYR	18.2000
70.0000	CAD	65.5000	0.9000	JPY	0.7500
21.0000	QAR	19.5000	1.2500	INR	1.1800
280.0000	KWD	250.0000	11.0000	HKD	8.5000
12.6000	CNY	10.0000	226.0000	BHD	216.0000
223.0000	OMR	205.0000	2.9000	THB	2.2000

**NOTE:** Cash selling and buying rates for all other currencies will be same as TT & OD and OD Transfer respectively mentioned under serial number 1.

4. Deposit Rates:

NFCD Interest Rate	1 Month	3 Months	6 Months	12 Months
USD	0.1100%	0.1900%	0.2100%	0.2800%
GBP	0.0700%	0.0900%	0.1100%	0.1600%
EUR	0.0000%	0.0000%	0.0000%	0.0000%

FCAD Interest Rate	USD	GBP	EUR
Interest Rate	0.1100%	0.0700%	0.0000%

**Note:** Interest on USD, EUR & GBP FCAD is applicable only for balance not less than USD 1000, GBP 500 or equivalent in other currencies lying in the accounts for one month or longer period as per GFET, Vol-1 of Bangladesh Bank.

LIBOR	1 Month	3 Months	6 Months	12 Months
USD	0.0916%	0.1470%	0.1788%	0.2596%


5. Indicative Cross Rate of 1 USD with ACU mechanism countries:


Currency	PKR	INR	LKR	NPR	IRR	MMK	BTN	MVR
USD 1 =	152.7200	72.9000	196.0000	116.5300	42000.0000	1642.0000	72.9000	15.2000


6. Indicative Cross Rates in Tokyo/Hongkong/Singapore Market

	GBP/USD	EUR/USD	AUD/USD	USD/JPY	USD/SGD	USD/CAD	USD/MYR	USD/CHF
Selling	1.4152	1.2183	0.7733	108.9400	1.3318	1.2066	4.1390	0.8976
Buying	1.4147	1.2179	0.7731	108.9700	1.3323	1.2070	4.1430	0.8980

All the quoted rates are indicative and subject to change without prior notice. Processed by :Md. Abu Munayem and Checked by : Md. Maniruzzaman.

  
MD. ABU MUNAYEM  
PRINCIPAL OFFICER

  
MD. MANIRUZZAMAN  
ASSISTANT GENERAL MANAGER

  
MD. MOKHLESUR RAHMAN  
AGM & HEAD OF TREASURY