



Exchange Rate Circular No. 99/21

Effective Date: **Sunday, May 30, 2021**

Phone No. 9554902, 9551358
E-mail : treasury@agranibank.org
agranidealers@gmail.com

1. Dealing rates of Agrani Bank Limited for 1 Unit of Foreign Currency against BDT:

SPOT SELLING		Currency	SPOT BUYING			
T.T & O.D	B.C.		TT CLEAN	TT DOC	OD Sight Exp Bill	OD Transfer
84.9500	84.9500	USD	84.2000	84.1500	84.1000	83.8800
122.4025	122.5525	GBP	118.3045	118.2336	118.1127	117.5006
105.4295	106.0795	EUR	101.7314	101.8704	101.3095	101.1913
0.7836	0.8036	JPY	0.7566	0.7561	0.7557	0.7537
66.7389	67.1389	AUD	64.8435	64.8049	64.7663	64.5966
71.9136	72.1336	CAD	69.4493	69.4079	69.3665	69.1843
96.6204	96.7004	CHF	93.2252	93.1696	93.1141	92.8696
10.3307	10.5007	SEK	10.0668	10.0607	10.0547	10.0282
11.0750	11.1750	HKD	10.8183	10.8118	10.8054	10.7771
66.2344	66.3844	SGD	63.4932	63.4554	63.4176	63.2514
20.6591	20.8191	MYR	20.3028	20.2907	20.2786	20.2254
22.7539	22.9139	SAR	22.3891	22.3758	22.3625	22.3038
23.2508	23.3708	AED	22.8797	22.8661	22.8525	22.7926
284.4451	284.6451	KWD	279.2259	279.0600	278.8942	278.1643
23.2262	23.3462	QAR	22.7057	22.6922	22.6787	22.6192

2.(A) Usance Rate:

Usance Rate	30 DAYS	60 DAYS	90 DAYS	120 DAYS	180 DAYS
USD	83.4633	82.8318	82.2003	81.5688	80.3058
GBP	118.1593	117.2634	116.3675	115.4716	113.6798
EUR	101.4334	100.6636	99.8939	99.1241	97.5847

2.(B) Forward Rates (Its an indicative rate, actual should be collected from the dealing room):

		30 DAYS	60 DAYS	90 DAYS	180 DAYS
Selling Rate	USD	85.4455	85.9411	86.4366	87.9233
Buying Rate	USD	84.5205	84.9410	85.3615	86.6230

NOTE: The above selling rates are applicable for import payment & outward remittance upto USD 25000.00 or equivalent other currencies. AD branches are requested to collect actual dealing rate for more than above amount from dealing room.

Please note that Bank reserves the right to adjust the difference amount due to rate fluctuation.

3. Selling and Buying Rates of Foreign Currency Notes (Cash) for 1 Unit of Foreign Currency against BDT:

SELLING	CURRENCY	BUYING	SELLING	CURRENCY	BUYING
86.8000	USD	84.2000	103.5000	EUR	99.0000
118.5000	GBP	113.0000	24.1000	AED	22.9000
23.5000	SAR	22.2000	64.0000	SGD	61.0000
66.0000	AUD	62.0000	20.9000	MYR	18.2000
70.0000	CAD	66.0000	0.9000	JPY	0.7500
21.0000	QAR	19.5000	1.2500	INR	1.1800
280.0000	KWD	250.0000	11.0000	HKD	8.5000
12.6000	CNY	10.0000	226.0000	BHD	216.0000
223.0000	OMR	205.0000	2.9000	THB	2.2000

NOTE: Cash selling and buying rates for all other currencies will be same as TT & OD and OD Transfer respectively mentioned under serial number 1.

4. Deposit Rates:

NFCD Interest Rate	1 Month	3 Months	6 Months	12 Months
USD	0.1100%	0.1900%	0.2100%	0.2800%
GBP	0.0700%	0.0900%	0.1100%	0.1600%
EUR	0.0000%	0.0000%	0.0000%	0.0000%

FCAD Interest Rate	USD	GBP	EUR
Interest Rate	0.1100%	0.0700%	0.0000%

Note: Interest on USD, EUR & GBP FCAD is applicable only for balance not less than USD 1000, GBP 500 or equivalent in other currencies lying in the accounts for one month or longer period as per GFET, Vol-1 of Bangladesh Bank.

LIBOR	1 Month	3 Months	6 Months	12 Months
USD	0.0859%	0.1314%	0.1710%	0.2481%


5. Indicative Cross Rate of 1 USD with ACU mechanism countries:


Currency	PKR	INR	LKR	NPR	IRR	MMK	BTN	MVR
USD 1 =	154.3000	72.4000	197.5000	115.9000	42000.0000	1642.0000	72.4000	15.4200


6. Indicative Cross Rates in Tokyo/Hongkong/Singapore Market

	GBP/USD	EUR/USD	AUD/USD	USD/JPY	USD/SGD	USD/CAD	USD/MYR	USD/CHF
Selling	1.4191	1.2193	0.7715	109.8100	1.3225	1.2073	4.1320	0.8997
Buying	1.4187	1.2189	0.7713	109.8400	1.3230	1.2077	4.1350	0.9001

All the quoted rates are indicative and subject to change without prior notice. Processed by :Farah Diba Tania and Checked by : Md. Abu Munayem.


MD. ABU MUNAYEM
PRINCIPAL OFFICER


MD. MANIRUZZAMAN
ASSISTANT GENERAL MANAGER


MD. MOKHLESUR RAHMAN
AGM & HEAD OF TREASURY