



Exchange Rate Circular No. 103/21

Effective Date: 3-Jun-2021 To 5-Jun-2021

THURSDAY

Phone No. 9554902, 9551358
E-mail : treasury@agranibank.org
agranidealers@gmail.com

1. Dealing rates of Agrani Bank Limited for 1 Unit of Foreign Currency against BDT:

SPOT SELLING		Currency	SPOT BUYING			
T.T & O.D	B.C.		TT CLEAN	TT DOC	OD Sight Exp Bill	OD Transfer
84.9500	84.9500	USD	84.2000	84.1500	84.1000	83.8800
122.2157	122.3657	GBP	118.1446	118.0737	117.9529	117.3412
105.5485	106.1985	EUR	101.8745	102.0135	101.4525	101.3339
0.7846	0.8046	JPY	0.7576	0.7572	0.7567	0.7547
67.0023	67.4023	AUD	65.0708	65.0321	64.9934	64.8231
72.1417	72.3617	CAD	69.6752	69.6336	69.5921	69.4093
96.7675	96.8475	CHF	93.4022	93.3465	93.2909	93.0460
10.3671	10.5371	SEK	10.0996	10.0935	10.0875	10.0609
11.0804	11.1804	HKD	10.8233	10.8169	10.8104	10.7821
66.2393	66.3893	SGD	63.5173	63.4795	63.4417	63.2753
20.7164	20.8764	MYR	20.3546	20.3425	20.3304	20.2770
22.7473	22.9073	SAR	22.3862	22.3728	22.3595	22.3008
23.2495	23.3695	AED	22.8809	22.8673	22.8537	22.7938
284.3793	284.5793	KWD	279.7923	279.6261	279.4599	278.7286
23.4579	23.5779	QAR	23.0792	23.0654	23.0517	22.9913

2.(A) Usance Rate:

Usance Rate	30 DAYS	60 DAYS	90 DAYS	120 DAYS	180 DAYS
USD	83.4633	82.8318	82.2003	81.5688	80.3058
GBP	118.0007	117.1060	116.2113	115.3166	113.5272
EUR	101.5752	100.8044	100.0336	99.2628	97.7212

2.(B) Forward Rates (Its an indicative rate, actual should be collected from the dealing room):

		30 DAYS	60 DAYS	90 DAYS	180 DAYS
Selling Rate	USD	85.4455	85.9411	86.4366	87.9233
Buying Rate	USD	84.5205	84.9410	85.3615	86.6230

NOTE: The above selling rates are applicable for import payment & outward remittance upto USD 25000.00 or equivalent other currencies. AD branches are requested to collect actual dealing rate for more than above amount from dealing room.

Please note that Bank reserves the right to adjust the difference amount due to rate fluctuation.

3. Selling and Buying Rates of Foreign Currency Notes (Cash) for 1 Unit of Foreign Currency against BDT:

SELLING	CURRENCY	BUYING	SELLING	CURRENCY	BUYING
86.8000	USD	84.2000	104.0000	EUR	100.0000
119.0000	GBP	113.5000	24.1000	AED	22.9000
23.5000	SAR	22.0000	64.0000	SGD	61.0000
66.0000	AUD	62.0000	20.8000	MYR	18.0000
70.0000	CAD	65.5000	0.9000	JPY	0.7500
21.0000	QAR	19.5000	1.2500	INR	1.1800
280.0000	KWD	250.0000	11.0000	HKD	8.5000
12.6000	CNY	10.0000	226.0000	BHD	217.0000
223.0000	OMR	205.0000	2.9000	THB	2.2000

NOTE: Cash selling and buying rates for all other currencies will be same as TT & OD and OD Transfer respectively mentioned under serial number 1.

4. Deposit Rates:

NFCD Interest Rate	1 Month	3 Months	6 Months	12 Months
USD	0.1200%	0.1600%	0.1900%	0.2600%
GBP	0.0600%	0.0800%	0.1100%	0.1600%
EUR	0.0000%	0.0000%	0.0000%	0.0000%

FCAD Interest Rate	USD	GBP	EUR
Interest Rate	0.1200%	0.0600%	0.0000%

Note: Interest on USD, EUR & GBP FCAD is applicable only for balance not less than USD 1000, GBP 500 or equivalent in other currencies lying in the accounts for one month or longer period as per GFET, Vol-1 of Bangladesh Bank.

LIBOR	1 Month	3 Months	6 Months	12 Months
USD	0.0855%	0.1340%	0.1674%	0.2449%


5. Indicative Cross Rate of 1 USD with ACU mechanism countries:


Currency	PKR	INR	LKR	NPR	IRR	MMK	BTN	MVR
USD 1 =	154.2500	73.0750	197.0000	116.9400	42000.0000	1642.0000	73.1370	15.4200


6. Indicative Cross Rates in Tokyo/Hongkong/Singapore Market

	GBP/USD	EUR/USD	AUD/USD	USD/JPY	USD/SGD	USD/CAD	USD/MYR	USD/CHF
Selling	1.4169	1.2207	0.7746	109.6700	1.3224	1.2034	4.1205	0.8983
Buying	1.4168	1.2206	0.7740	109.6900	1.3225	1.2038	4.1245	0.8984

All the quoted rates are indicative and subject to change without prior notice. Processed by :Farah Diba Tania and Checked by : Md. Abu Munayem.


MD. ABU MUNAYEM
PRINCIPAL OFFICER


MD. MANIRUZZAMAN
ASSISTANT GENERAL MANAGER


MD. MOKHLESUR RAHMAN
AGM & HEAD OF TREASURY