



Exchange Rate Circular No. 129/21

Effective Date: Wednesday, July 14, 2021

Phone No. 9554902, 02223383978  
E-mail : treasury@agranibank.org  
agranidealers@gmail.com

1. Dealing rates of Agrani Bank Limited for 1 Unit of Foreign Currency against BDT:

SPOT SELLING		Currency	SPOT BUYING			
T.T & O.D	B.C.		TT CLEAN	TT DOC	OD Sight Exp Bill	OD Transfer
84.9500	84.9500	USD	84.2000	84.1500	84.1000	83.8800
119.2934	119.4434	GBP	115.2228	115.1537	115.0346	114.4305
101.9721	102.6221	EUR	98.3044	98.4455	97.8866	97.7774
0.7791	0.7991	JPY	0.7519	0.7515	0.7510	0.7490
64.6237	65.0237	AUD	62.7132	62.6759	62.6386	62.4745
69.5209	69.7409	CAD	67.0792	67.0392	66.9992	66.8233
94.7180	94.7980	CHF	91.3512	91.2968	91.2423	91.0028
9.9246	10.0946	SEK	9.6628	9.6570	9.6512	9.6258
11.0674	11.1674	HKD	10.8105	10.8040	10.7976	10.7693
64.6845	64.8345	SGD	61.9673	61.9304	61.8935	61.7312
20.3406	20.5006	MYR	19.9828	19.9709	19.9590	19.9067
22.7473	22.9073	SAR	22.3862	22.3728	22.3595	22.3008
23.2495	23.3695	AED	22.8809	22.8673	22.8537	22.7938
284.7084	284.9084	KWD	279.4856	279.3196	279.1536	278.4230
23.0609	23.1809	QAR	22.6922	22.6787	22.6652	22.6058

2.(A) Usance Rate:

Usance Rate	30 DAYS	60 DAYS	90 DAYS	120 DAYS	180 DAYS
USD	83.4633	82.8318	82.2003	81.5688	80.3058
GBP	115.1046	114.2318	113.3590	112.4862	110.7406
EUR	98.0364	97.2924	96.5483	95.8043	94.3162

2.(B) Forward Rates (Its an indicative rate, actual should be collected from the dealing room):

		30 DAYS	60 DAYS	90 DAYS	180 DAYS
Selling Rate	USD	85.4455	85.9411	86.4366	87.9233
Buying Rate	USD	84.5205	84.9410	85.3615	86.6230

**NOTE:** The above selling rates are applicable for import payment & outward remittance upto USD 25000.00 or equivalent other currencies. AD branches are requested to collect actual dealing rate for more than above amount from dealing room.

**Please note that Bank reserves the right to adjust the difference amount due to rate fluctuation.**

3. Selling and Buying Rates of Foreign Currency Notes (Cash) for 1 Unit of Foreign Currency against BDT:

SELLING	CURRENCY	BUYING	SELLING	CURRENCY	BUYING
86.9000	USD	84.5000	104.0000	EUR	100.0000
117.5000	GBP	112.0000	24.0000	AED	21.8000
23.5000	SAR	20.5000	63.5000	SGD	60.0000
64.5000	AUD	60.5000	20.8000	MYR	18.0000
68.5000	CAD	64.0000	0.9000	JPY	0.7500
21.0000	QAR	19.5000	1.2500	INR	1.1800
280.0000	KWD	255.0000	11.0000	HKD	8.5000
12.6000	CNY	10.0000	226.0000	BHD	217.0000
222.0000	OMR	200.0000	2.9000	THB	2.2000

**NOTE:** Cash selling and buying rates for all other currencies will be same as TT & OD and OD Transfer respectively mentioned under serial number 1.

4. Deposit Rates:

NFCD Interest Rate	1 Month	3 Months	6 Months	12 Months
USD	0.1300%	0.1300%	0.1600%	0.2400%
GBP	0.0700%	0.0800%	0.1100%	0.1700%
EUR	0.0000%	0.0000%	0.0000%	0.0000%

FCAD Interest Rate	USD	GBP	EUR
Interest Rate	0.1300%	0.0700%	0.0000%

**Note:** Interest on USD, EUR & GBP FCAD is applicable only for balance not less than USD 1000, GBP 500 or equivalent in other currencies lying in the accounts for one month or longer period as per GFET, Vol-1 of Bangladesh Bank.

LIBOR	1 Month	3 Months	6 Months	12 Months
USD	0.0931%	0.1261%	0.1515%	0.2433%


5. Indicative Cross Rate of 1 USD with ACU mechanism countries:


Currency	PKR	INR	LKR	NPR	IRR	MMK	BTN	MVR
USD 1 =	159.0000	74.5890	199.0000	119.1900	42000.0000	1642.0000	74.4980	15.4200


6. Indicative Cross Rates in Tokyo/Hongkong/Singapore Market

	GBP/USD	EUR/USD	AUD/USD	USD/JPY	USD/SGD	USD/CAD	USD/MYR	USD/CHF
Selling	1.3825	1.1786	0.7466	110.4600	1.3552	1.2498	4.1970	0.9182
Buying	1.3821	1.1782	0.7460	110.5100	1.3555	1.2502	4.2010	0.9185

All the quoted rates are indicative and subject to change without prior notice. Processed by :Farah Diba Tania and Checked by :Md. Abu Munayem.

  
EMAM HOSSAIN  
PRINCIPAL OFFICER

  
MD. MANIRUZZAMAN  
ASSISTANT GENERAL MANAGER

  
MD. MOKHLESUR RAHMAN  
AGM & HEAD OF TREASURY