

Exchange Rate Circular No. 162/21

Effective Date: 9-Sep-2021 To 11-Sep-2021

**THURSDAY**

Phone No. 9554902, 02223383978  
E-mail : treasury@agraniabank.org  
agraniidealers@gmail.com

1. Dealing rates of Agrani Bank Limited for 1 Unit of Foreign Currency against BDT:

SPOT SELLING		Currency	SPOT BUYING			
T.T & O.D	B.C.		TT CLEAN	TT DOC	OD Sight Exp Bill	OD Transfer
85.2500	85.2500	USD	84.3000	84.2500	84.2000	83.9800
119.2052	119.3552	GBP	114.8890	114.8201	114.7013	114.0985
102.6240	103.2740	EUR	98.7173	98.8582	98.2991	98.1892
0.7837	0.8037	JPY	0.7548	0.7544	0.7539	0.7519
63.9525	64.3525	AUD	61.9027	61.8659	61.8291	61.6673
68.6971	68.9171	CAD	66.1027	66.0634	66.0240	65.8508
94.8127	94.8927	CHF	91.2209	91.1666	91.1123	90.8734
9.9819	10.1519	SEK	9.6978	9.6920	9.6862	9.6607
11.0918	11.1918	HKD	10.8092	10.8028	10.7964	10.7681
65.3641	65.5141	SGD	62.4847	62.4475	62.4104	62.2469
20.6620	20.8220	MYR	20.2533	20.2412	20.2292	20.1761
22.8303	22.9903	SAR	22.4158	22.4025	22.3891	22.3305
23.3324	23.4524	AED	22.9069	22.8933	22.8797	22.8198
285.4052	285.6052	KWD	280.1527	279.9864	279.8202	279.0888
23.5403	23.6603	QAR	23.1066	23.0929	23.0792	23.0188
13.3256	13.4256	CNY	13.0171	13.0094	13.0016	12.9676

2.(A) Usance Rate:

Usance Rate	30 DAYS	60 DAYS	90 DAYS	120 DAYS	180 DAYS
USD	83.5624	82.9301	82.2979	81.6656	80.4011
GBP	114.7736	113.9033	113.0330	112.1627	110.4221
EUR	98.4457	97.6985	96.9514	96.2043	94.7100

2.(B) Forward Rates (Its an indicative rate, actual should be collected from the dealing room):

		30 DAYS	60 DAYS	90 DAYS	180 DAYS
Selling Rate	USD	85.7473	86.2446	86.7419	88.2338
Buying Rate	USD	84.6210	85.0420	85.4630	86.7260

**NOTE:** The above selling rates are applicable for import payment & outward remittance upto USD 25000.00 or equivalent other currencies. AD branches are requested to collect actual dealing rate for more than above amount from dealing room.

**Please note that Bank reserves the right to adjust the difference amount due to rate fluctuation.**

3. Selling and Buying Rates of Foreign Currency Notes (Cash) for 1 Unit of Foreign Currency against BDT:

SELLING	CURRENCY	BUYING	SELLING	CURRENCY	BUYING
86.9000	USD	84.5000	105.0000	EUR	100.0000
119.5000	GBP	114.0000	24.0000	AED	21.0000
23.5000	SAR	20.0000	64.0000	SGD	59.0000
65.0000	AUD	61.0000	20.8000	MYR	18.0000
69.0000	CAD	65.0000	0.9000	JPY	0.7500
22.2000	QAR	21.0000	1.2500	INR	1.1800
280.0000	KWD	255.0000	11.0000	HKD	8.5000
13.0000	CNY	10.5000	225.0000	BHD	213.0000
222.0000	OMR	200.0000	2.9000	THB	2.2000

**NOTE:** Cash selling and buying rates for all other currencies will be same as TT & OD and OD Transfer respectively mentioned under serial number 1.

4. Deposit Rates:

NFCD Interest Rate	1 Month	3 Months	6 Months	12 Months
USD	0.0900%	0.1200%	0.1600%	0.2400%
GBP	0.0500%	0.0700%	0.0900%	0.2000%
EUR	0.0000%	0.0000%	0.0000%	0.0000%

FCAD Interest Rate	USD	GBP	EUR
Interest Rate	0.0900%	0.0500%	0.0000%

**Note:** Interest on USD, EUR & GBP FCAD is applicable only for balance not less than USD 1000, GBP 500 or equivalent in other currencies lying in the accounts for one month or longer period as per GFET, Vol-1 of Bangladesh Bank.

LIBOR	1 Month	3 Months	6 Months	12 Months
USD	0.0848%	0.1158%	0.1498%	0.2231%


5. Indicative Cross Rate of 1 USD with ACU mechanism countries:


Currency	PKR	INR	LKR	NPR	IRR	MMK	BTN	MVR
USD 1 =	167.0000	73.7100	198.0000	117.7600	42000.0000	1642.0000	73.5550	15.4200


6. Indicative Cross Rates in Tokyo/Hongkong/Singapore Market

	GBP/USD	EUR/USD	AUD/USD	USD/JPY	USD/SGD	USD/CAD	USD/MYR	USD/CHF
Selling	1.3766	1.1821	0.7361	110.1900	1.3454	1.2696	4.1460	0.9205
Buying	1.3765	1.1817	0.7355	110.2200	1.3459	1.2701	4.1500	0.9209

All the quoted rates are indicative and subject to change without prior notice. Processed by :Farah Diba Tania and Checked by : Emam Hossain.

  
EMAM HOSSAIN  
PRINCIPAL OFFICER

  
MD. MANIRUZZAMAN  
ASSISTANT GENERAL MANAGER

  
MD. MOKHLESUR RAHMAN  
AGM & HEAD OF TREASURY