



Exchange Rate Circular No. 189/21

Effective Date: Monday, October 18, 2021

Phone No. 02223384902, 02223383978

E-mail : treasury@agranibank.org
agranidealers@gmail.com

1. Dealing rates of Agrani Bank Limited for 1 Unit of Foreign Currency against BDT:

| SPOT SELLING | | Currency | SPOT BUYING | | | |
|--------------|----------|----------|-------------|----------|-------------------|-------------|
| T.T & O.D | B.C. | | TT CLEAN | TT DOC | OD Sight Exp Bill | OD Transfer |
| 85.7000 | 85.7000 | USD | 84.7000 | 84.6500 | 84.6000 | 84.3800 |
| 119.4332 | 119.4832 | GBP | 115.1431 | 115.0745 | 114.9558 | 114.3537 |
| 101.6535 | 101.7835 | EUR | 97.1911 | 97.3332 | 96.7753 | 96.6705 |
| 0.7719 | 0.7789 | JPY | 0.7301 | 0.7297 | 0.7293 | 0.7273 |
| 64.6780 | 65.0780 | AUD | 62.5865 | 62.5495 | 62.5125 | 62.3496 |
| 70.7299 | 70.9499 | CAD | 68.0750 | 68.0347 | 67.9943 | 67.8168 |
| 94.8887 | 94.9687 | CHF | 91.2377 | 91.1836 | 91.1296 | 90.8918 |
| 10.0360 | 10.2060 | SEK | 9.7476 | 9.7418 | 9.7360 | 9.7105 |
| 11.1485 | 11.2485 | HKD | 10.8594 | 10.8530 | 10.8466 | 10.8183 |
| 65.5050 | 65.6550 | SGD | 62.5907 | 62.5537 | 62.5167 | 62.3537 |
| 20.7109 | 20.8709 | MYR | 20.2859 | 20.2739 | 20.2619 | 20.2090 |
| 22.9491 | 23.1091 | SAR | 22.5212 | 22.5079 | 22.4946 | 22.4359 |
| 23.4537 | 23.5737 | AED | 23.0170 | 23.0034 | 22.9898 | 22.9299 |
| 286.2586 | 286.4586 | KWD | 280.2151 | 280.0496 | 279.8841 | 279.1560 |
| 23.5398 | 23.6598 | QAR | 23.1002 | 23.0865 | 23.0729 | 23.0128 |
| 13.4437 | 13.6137 | CNY | 13.1271 | 13.1193 | 13.1115 | 13.0774 |

2.(A) Usance Rate:

| Currency | 30 DAYS | 60 DAYS | 90 DAYS | 120 DAYS | 180 DAYS |
|----------|----------|----------|----------|----------|----------|
| USD | 83.9589 | 83.3236 | 82.6884 | 82.0531 | 80.7826 |
| GBP | 115.0255 | 114.1533 | 113.2811 | 112.4089 | 110.6645 |
| EUR | 96.9328 | 96.1971 | 95.4614 | 94.7257 | 93.2544 |

2.(B) Forward Rates (Its an indicative rate, actual should be collected from the dealing room):

| | Currency | 30 DAYS | 60 DAYS | 90 DAYS | 180 DAYS |
|--------------|----------|---------|---------|---------|----------|
| Selling Rate | USD | 86.1999 | 86.6998 | 87.1998 | 88.6995 |
| Buying Rate | USD | 85.0230 | 85.4460 | 85.8690 | 87.1380 |

NOTE: The above selling rates are applicable for import payment & outward remittance upto USD 25000.00 or equivalent other currencies. AD branches are requested to collect actual dealing rate for more than above amount from dealing room.

Please note that Bank reserves the right to adjust the difference amount due to rate fluctuation.

3. Selling and Buying Rates of Foreign Currency Notes (Cash) for 1 Unit of Foreign Currency against BDT:

| SELLING | CURRENCY | BUYING | SELLING | CURRENCY | BUYING |
|----------|----------|----------|----------|----------|----------|
| 87.5000 | USD | 85.3000 | 105.0000 | EUR | 99.5000 |
| 122.0000 | GBP | 116.0000 | 24.0000 | AED | 21.0000 |
| 23.5000 | SAR | 21.5000 | 63.0000 | SGD | 58.0000 |
| 66.5000 | AUD | 62.5000 | 20.8000 | MYR | 18.0000 |
| 71.5000 | CAD | 67.5000 | 0.9000 | JPY | 0.7500 |
| 23.0000 | QAR | 22.0000 | 1.2400 | INR | 1.1600 |
| 280.0000 | KWD | 260.0000 | 11.0000 | HKD | 8.5000 |
| 13.0000 | CNY | 10.5000 | 225.0000 | BHD | 217.0000 |
| 222.0000 | OMR | 205.0000 | 2.9000 | THB | 2.2000 |

NOTE: Cash selling and buying rates for all other currencies will be same as TT & OD and OD Transfer respectively mentioned under serial number 1.

4. Deposit Rates:

| NFCD Interest Rate | 1 Month | 3 Months | 6 Months | 12 Months |
|--------------------|---------|----------|----------|-----------|
| USD | 0.0800% | 0.1200% | 0.1500% | 0.2300% |
| GBP | 0.0700% | 0.1000% | 0.1100% | 0.2600% |
| EUR | 0.0000% | 0.0000% | 0.0000% | 0.0000% |

| FCAD Interest Rate | USD | GBP | EUR |
|--------------------|---------|---------|---------|
| Interest Rate | 0.0800% | 0.0700% | 0.0000% |

Note: Interest on USD, EUR & GBP FCAD is applicable only for balance not less than USD 1000, GBP 500 or equivalent in other currencies lying in the accounts for one month or longer period as per GFET, Vol-1 of Bangladesh Bank.

5. LIBOR Rate:

| Currency | 1 Month | 3 Months | 6 Months | 12 Months |
|----------|---------|----------|----------|-----------|
| USD | 0.0804% | 0.1236% | 0.1605% | 0.2796% |


6. Indicative Cross Rate of 1 USD with ACU mechanism countries:


| Currency | PKR | INR | LKR | NPR | IRR | MMK | BTN | MVR |
|----------|----------|---------|----------|----------|------------|-----------|---------|---------|
| USD 1 = | 171.0000 | 75.2050 | 201.0000 | 120.4100 | 42000.0000 | 1835.0000 | 75.0300 | 15.4200 |


7. Indicative Cross Rates in Tokyo/Hongkong/Singapore Market

| | GBP/USD | EUR/USD | AUD/USD | USD/JPY | USD/SGD | USD/CAD | USD/MYR | USD/CHF | USD/CNY |
|---------|---------|---------|---------|----------|---------|---------|---------|---------|---------|
| Selling | 1.3732 | 1.1585 | 0.7407 | 114.4300 | 1.3495 | 1.2388 | 4.1580 | 0.9246 | 6.4370 |
| Buying | 1.3730 | 1.1581 | 0.7401 | 114.4400 | 1.3500 | 1.2393 | 4.1630 | 0.9251 | 6.4376 |

All the quoted rates are indicative and subject to change without prior notice. Processed by : Md. Abu Munayem and Checked by : Emam Hossain.


EMAM HOSSAIN
PRINCIPAL OFFICER


MD. MANIRUZZAMAN
ASSISTANT GENERAL MANAGER


MD. MOKHESUR RAHMAN
AGM & HEAD OF TREASURY