

Exchange Rate Circular No. 54/22

Effective Date: Sunday, March 20, 2022

Phone No. 02223384902, 02223383978
E-mail : treasury@agranibank.org
agranidealers@gmail.com

1. Dealing rates of Agrani Bank Limited for 1 Unit of Foreign Currency against BDT:

SPOT SELLING		Currency	SPOT BUYING			
T.T & O.D	B.C.		TT CLEAN	TT DOC	OD Sight Exp Bill	OD Transfer
86.0500	86.0500	USD	85.0500	85.0000	84.9500	84.7300
115.8783	115.9483	GBP	111.4459	110.8800	110.7641	110.1741
97.9127	98.0627	EUR	93.4728	93.2675	92.7122	92.6190
0.7521	0.7521	JPY	0.7053	0.7031	0.7027	0.7008
65.0233	65.4233	AUD	62.9646	62.9275	62.8904	62.7273
69.8328	70.0528	CAD	67.1979	67.1582	67.1185	66.9440
94.6076	94.6876	CHF	90.9745	90.9209	90.8672	90.6311
9.2354	9.4054	SEK	8.9564	8.9511	8.9457	8.9224
11.1276	11.2276	HKD	10.8394	10.8330	10.8266	10.7985
65.5196	65.6696	SGD	62.5851	62.5482	62.5114	62.3491
20.6321	20.7921	MYR	20.2141	20.2022	20.1903	20.1379
23.0375	23.1975	SAR	22.6097	22.5964	22.5831	22.5244
23.5484	23.6684	AED	23.1148	23.1012	23.0876	23.0277
285.4255	285.6255	KWD	279.6697	279.5053	279.3408	278.6171
23.7601	23.8801	QAR	23.1420	23.1283	23.1147	23.0547
13.6580	13.8280	CNY	13.3395	13.3316	13.3238	13.2892

2.(A) Usance Rate:

Currency	30 DAYS	60 DAYS	90 DAYS	120 DAYS	180 DAYS
USD	84.3058	83.6679	83.0301	82.3922	81.1164
GBP	110.8651	110.0243	109.1836	108.3429	106.6615
EUR	92.9001	92.1949	91.4897	90.7846	89.3742

2.(B) Forward Rates (Its an indicative rate, actual should be collected from the dealing room):

	Currency	30 DAYS	60 DAYS	90 DAYS	180 DAYS
Selling Rate	USD	86.5520	87.0539	87.5559	89.0618
Buying Rate	USD	85.3748	85.7995	86.2243	87.4985

NOTE: The above selling rates are applicable for import payment & outward remittance upto USD 25000.00 or equivalent other currencies. AD branches are requested to collect actual dealing rate for more than above amount from dealing room.

Please note that Bank reserves the right to adjust the difference amount due to rate fluctuation.

3. Selling and Buying Rates of Foreign Currency Notes (Cash) for 1 Unit of Foreign Currency against BDT:

SELLING	CURRENCY	BUYING	SELLING	CURRENCY	BUYING
90.9000	USD	88.8000	101.0000	EUR	96.0000
122.0000	GBP	114.5000	25.1000	AED	24.2000
23.8000	SAR	23.0000	66.0000	SGD	63.5000
67.0000	AUD	63.0000	21.5000	MYR	20.5000
74.5000	CAD	70.5000	0.9000	JPY	0.7500
24.0000	QAR	22.5000	1.2600	INR	1.1800
288.0000	KWD	272.0000	11.0000	HKD	8.5000
13.5000	CNY	11.0000	230.0000	BHD	222.0000
228.0000	OMR	220.0000	2.9000	THB	2.1000

NOTE: Cash selling and buying rates for all other currencies will be same as TT & OD and OD Transfer respectively mentioned under serial number 1.

4. Deposit Rates:

NFCD Interest Rate	1 Month	3 Months	6 Months	12 Months
USD	0.1500%	0.4300%	0.7100%	1.1900%
GBP	0.4900%	0.8100%	1.2500%	0.0000%
EUR	0.0000%	0.0000%	0.0000%	0.0000%

FCAD Interest Rate	USD	GBP	EUR
Interest Rate	0.1500%	0.4900%	0.0000%

Note: Interest on USD, EUR & GBP FCAD is applicable only for balance not less than USD 1000, GBP 500 or equivalent in other currencies lying in the accounts for one month or longer period as per GFET, Vol-1 of Bangladesh Bank.

5. LIBOR Rate:

Currency	1 Month	3 Months	6 Months	12 Months
USD	0.4466%	0.9340%	1.2876%	1.7864%


6. Indicative Cross Rate of 1 USD with ACU mechanism countries:


Currency	PKR	INR	LKR	NPR	IRR	MMK	BTN	MVR
USD 1 =	180.5000	76.0500	275.0000	121.2700	42000.0000	1769.5000	76.0500	15.4200


7. Indicative Cross Rates in Tokyo/Hongkong/Singapore Market

	GBP/USD	EUR/USD	AUD/USD	USD/JPY	USD/SGD	USD/CAD	USD/MYR	USD/CHF	USD/CNY
Selling	1.3184	1.1059	0.7417	119.1700	1.3547	1.2602	4.1910	0.9312	6.3609
Buying	1.3180	1.1055	0.7415	119.2000	1.3557	1.2606	4.1950	0.9316	6.3615

All the quoted rates are indicative and subject to change without prior notice. Processed by Farah Diba Tania and Checked by Md. Abu Munayem.


EMAM HOSSAIN
PRINCIPAL OFFICER


MD. MANIRUZZAMAN
ASSISTANT GENERAL MANAGER


MD. MOKHESUR RAHMAN
DGM & HEAD OF TREASURY