



Exchange Rate Circular No. 95/22

Effective Date: Tuesday, May 24, 2022

Phone No. 02223384902, 02223383978  
E-mail : treasury@agranibank.org  
agranidealers@gmail.com

1. Dealing rates of Agrani Bank Limited for 1 Unit of Foreign Currency against BDT:

SPOT SELLING		Currency	SPOT BUYING			
T.T & O.D	B.C.		TT CLEAN	TT DOC	OD Sight Exp Bill	OD Transfer
88.0000	88.0000	USD	87.0000	86.9500	86.9000	86.6800
117.3432	117.5632	GBP	111.4220	108.0592	107.9464	107.3701
100.3136	100.5136	EUR	94.5616	92.0583	91.5049	91.4202
0.7388	0.7403	JPY	0.6853	0.6705	0.6701	0.6684
63.5304	63.9304	AUD	61.4699	61.4345	61.3991	61.2434
70.2785	70.4985	CAD	67.6510	67.6120	67.5729	67.4012
93.2596	93.3396	CHF	89.6676	89.6159	89.5642	89.3366
9.0430	9.2130	SEK	8.7687	8.7636	8.7585	8.7362
11.3413	11.4413	HKD	11.0538	11.0474	11.0411	11.0130
66.0047	66.1547	SGD	63.1043	63.0680	63.0316	62.8717
20.1547	20.3147	MYR	19.7487	19.7374	19.7260	19.6759
23.5604	23.7204	SAR	23.1326	23.1192	23.1059	23.0473
24.0812	24.2012	AED	23.6431	23.6295	23.6159	23.5560
289.7074	289.9074	KWD	283.7129	283.5498	283.3867	282.6690
24.2012	24.3212	QAR	23.7201	23.7064	23.6928	23.6327
13.3424	13.5124	CNY	13.0264	13.0189	13.0114	12.9784

2.(A) Usance Rate:

Currency	30 DAYS	60 DAYS	90 DAYS	120 DAYS	180 DAYS
USD	86.2388	85.5863	84.9338	84.2813	82.9763
GBP	108.0659	107.2463	106.4268	105.6073	103.9682
EUR	91.6995	91.0034	90.3073	89.6112	88.2191

2.(B) Forward Rates (Its an indicative rate, actual should be collected from the dealing room):

	Currency	30 DAYS	60 DAYS	90 DAYS	180 DAYS
Selling Rate	USD	88.5133	89.0267	89.5400	91.0800
Buying Rate	USD	87.3345	87.7690	88.2035	89.5070

**NOTE:** AD branches are requested to collect actual dealing rate for import payment & outward remittance from dealing room as per the latest circular. **Please note that Bank reserves the right to adjust the difference amount due to rate fluctuation.**

3. Selling and Buying Rates of Foreign Currency Notes (Cash) for 1 Unit of Foreign Currency against BDT:

SELLING	CURRENCY	BUYING	SELLING	CURRENCY	BUYING
93.5000	USD	92.2000	103.5000	EUR	97.5000
123.5000	GBP	115.5000	26.2000	AED	25.0000
25.2000	SAR	24.0000	69.0000	SGD	66.0000
69.0000	AUD	65.0000	21.4000	MYR	20.0000
74.5000	CAD	70.5000	0.8500	JPY	0.7000
25.0000	QAR	24.0000	1.2600	INR	1.1700
295.0000	KWD	280.0000	11.0000	HKD	8.5000
13.5000	CNY	11.0000	236.0000	BHD	228.0000
235.0000	OMR	230.0000	2.9000	THB	2.1000

**NOTE:** Cash selling and buying rates for all other currencies will be same as TT & OD and OD Transfer respectively mentioned under serial number 1.

4. Deposit Rates:

(A) NFCD/RFCN Interest Rate	1 Month	3 Months	6 Months	12 Months
USD	0.5700%	1.0800%	1.6100%	2.3300%
GBP	0.8200%	1.1200%	1.5500%	0.0000%
EUR	0.0000%	0.0000%	0.0000%	0.0000%

(B) FC Interest Rate	USD	GBP	EUR
Interest Rate	0.5700%	0.8200%	0.0000%

**Note:** Interest on USD, EUR & GBP FC account is applicable only for balance not less than USD 1000, GBP 500 or equivalent in other currencies lying in the accounts for one month or longer period as per GFET, Vol-1 of Bangladesh Bank.

5. LIBOR Rate:

Currency	1 Month	3 Months	6 Months	12 Months
USD	1.0057%	1.5239%	2.0619%	2.7180%


6. Indicative Cross Rate of 1 USD with ACU mechanism countries:


Currency	PKR	INR	LKR	NPR	IRR	MMK	BTN	MVR
USD 1 =	200.4000	77.5430	354.9200	124.0600	42000.0000	1850.0000	77.5173	15.4200


7. Indicative Cross Rates in Tokyo/Hongkong/Singapore Market

	GBP/USD	EUR/USD	AUD/USD	USD/JPY	USD/SGD	USD/CAD	USD/MYR	USD/CHF	USD/CNY
Selling	1.2564	1.0672	0.7083	127.7200	1.3749	1.2804	4.3880	0.9664	6.6604
Buying	1.2560	1.0668	0.7077	127.7700	1.3754	1.2809	4.3920	0.9668	6.6634

**N.B:** All the quoted rates are indicative and subject to change without prior notice. Processed by Farah Diba Tania and Checked by Md. Abu Munayem.

  
EMAM HOSSAIN  
PRINCIPAL OFFICER

  
MD. MANIRUZZAMAN  
ASSISTANT GENERAL MANAGER

  
MD. MOKHLESUR RAHMAN  
DGM & HEAD OF TREASURY