

Exchange Rate Circular No. 97/22

THURSDAY

Effective Date: 26-May-2022 To 28-May-2022

Phone No. 02223384902, 02223383978
E-mail : treasury@agranibank.org
agranidealers@gmail.com

1. Dealing rates of Agrani Bank Limited for 1 Unit of Foreign Currency against BDT:

SPOT SELLING		Currency	SPOT BUYING			
T.T & O.D	B.C.		TT CLEAN	TT DOC	OD Sight Exp Bill	OD Transfer
88.0000	88.0000	USD	87.0000	86.9500	86.9000	86.6800
117.5192	117.7392	GBP	111.5960	108.2331	108.1202	107.5434
100.5600	100.7600	EUR	94.8052	92.3017	91.7482	91.6629
0.7405	0.7420	JPY	0.6870	0.6722	0.6718	0.6701
63.5744	63.9744	AUD	61.5134	61.4780	61.4426	61.2868
70.1660	70.3860	CAD	67.5293	67.4903	67.4513	67.2799
93.7332	93.8132	CHF	90.1260	90.0740	90.0220	89.7933
9.0385	9.2085	SEK	8.7643	8.7592	8.7541	8.7318
11.3409	11.4409	HKD	11.0531	11.0467	11.0403	11.0123
66.0373	66.1873	SGD	63.1365	63.1002	63.0638	62.9038
20.1228	20.2828	MYR	19.7127	19.7014	19.6900	19.6400
23.5610	23.7210	SAR	23.1332	23.1199	23.1065	23.0479
24.0812	24.2012	AED	23.6431	23.6295	23.6159	23.5560
289.6698	289.8698	KWD	284.3067	284.1432	283.9798	283.2606
24.2958	24.4158	QAR	23.7000	23.6864	23.6727	23.6127
13.2354	13.4054	CNY	12.9234	12.9159	12.9085	12.8757

2.(A) Usance Rate:

Currency	30 DAYS	60 DAYS	90 DAYS	120 DAYS	180 DAYS
USD	86.2388	85.5863	84.9338	84.2813	82.9763
GBP	108.2383	107.4175	106.5967	105.7758	104.1341
EUR	91.9410	91.2431	90.5451	89.8472	88.4514

2.(B) Forward Rates (Its an indicative rate, actual should be collected from the dealing room):

	Currency	30 DAYS	60 DAYS	90 DAYS	180 DAYS
Selling Rate	USD	88.5133	89.0267	89.5400	91.0800
Buying Rate	USD	87.3345	87.7690	88.2035	89.5070

NOTE: AD branches are requested to collect actual dealing rate for import payment & outward remittance from dealing room as per the latest circular. **Please note that Bank reserves the right to adjust the difference amount due to rate fluctuation.**

3. Selling and Buying Rates of Foreign Currency Notes (Cash) for 1 Unit of Foreign Currency against BDT:

SELLING	CURRENCY	BUYING	SELLING	CURRENCY	BUYING
93.5000	USD	92.2000	103.5000	EUR	97.5000
123.5000	GBP	115.5000	26.2000	AED	25.0000
25.2000	SAR	24.0000	69.0000	SGD	66.0000
69.0000	AUD	65.0000	21.4000	MYR	20.0000
74.5000	CAD	70.5000	0.8500	JPY	0.7000
25.0000	QAR	24.0000	1.2600	INR	1.1700
295.0000	KWD	280.0000	11.0000	HKD	8.5000
13.5000	CNY	11.0000	236.0000	BHD	228.0000
235.0000	OMR	230.0000	2.9000	THB	2.1000

NOTE: Cash selling and buying rates for all other currencies will be same as TT & OD and OD Transfer respectively mentioned under serial number 1.

4. Deposit Rates:

(A) NFCD/RFCD Interest Rate	1 Month	3 Months	6 Months	12 Months
USD	0.5700%	1.0800%	1.6100%	2.3300%
GBP	0.8200%	1.1200%	1.5500%	0.0000%
EUR	0.0000%	0.0000%	0.0000%	0.0000%

(B) FC Interest Rate	USD	GBP	EUR
Interest Rate	0.5700%	0.8200%	0.0000%

Note: Interest on USD, EUR & GBP FC account is applicable only for balance not less than USD 1000, GBP 500 or equivalent in other currencies lying in the accounts for one month or longer period as per GFET, Vol-1 of Bangladesh Bank.

5. LIBOR Rate:

Currency	1 Month	3 Months	6 Months	12 Months
USD	1.0230%	1.5529%	2.0543%	2.6840%


6. Indicative Cross Rate of 1 USD with ACU mechanism countries:


Currency	PKR	INR	LKR	NPR	IRR	MMK	BTN	MVR
USD 1 =	202.0000	77.5450	351.6000	124.0600	42000.0000	1850.0000	77.5782	15.4200


7. Indicative Cross Rates in Tokyo/Hongkong/Singapore Market

	GBP/USD	EUR/USD	AUD/USD	USD/JPY	USD/SGD	USD/CAD	USD/MYR	USD/CHF	USD/CNY
Selling	1.2584	1.0700	0.7088	127.4000	1.3742	1.2825	4.3950	0.9614	6.7148
Buying	1.2580	1.0696	0.7082	127.4500	1.3747	1.2832	4.4000	0.9619	6.7164

N.B: All the quoted rates are indicative and subject to change without prior notice. Processed by Farah Diba Tania and Checked by Md. Abu Munayem.


EMAM HOSSAIN
PRINCIPAL OFFICER


MD. MANIRUZZAMAN
ASSISTANT GENERAL MANAGER


MD. MOKHLESUR RAHMAN
DGM & HEAD OF TREASURY