



Exchange Rate Circular No. 110/22

Effective Date: Tuesday, June 14, 2022

Phone No. 02223384902, 02223383978
E-mail : treasury@agranibank.org
agranidealers@gmail.com

1. Dealing rates of Agrani Bank Limited for 1 Unit of Foreign Currency against BDT:

SPOT SELLING		Currency	SPOT BUYING			
T.T & O.D	B.C.		TT CLEAN	TT DOC	OD Sight Exp Bill	OD Transfer
93.0000	93.0000	USD	92.0000	91.9500	91.9000	91.6800
117.2880	117.3380	GBP	112.0852	112.0244	111.6636	111.3462
100.9246	100.9746	EUR	95.8456	95.7935	95.7414	95.3122
0.7420	0.7435	JPY	0.6889	0.6872	0.6858	0.6781
65.8071	66.2071	AUD	63.7572	63.7225	63.6878	63.5351
73.6878	73.9078	CAD	71.0700	71.0312	70.9924	70.8218
95.5454	95.6254	CHF	91.9753	91.9252	91.8750	91.6543
9.2300	9.4000	SEK	8.9524	8.9475	8.9426	8.9211
11.9774	12.0774	HKD	11.6893	11.6829	11.6766	11.6485
68.7624	68.9124	SGD	65.8898	65.8539	65.8180	65.6601
21.1312	21.2912	MYR	20.7263	20.7150	20.7037	20.6540
24.8901	25.0501	SAR	24.4622	24.4489	24.4356	24.3769
25.4427	25.5627	AED	25.0042	24.9906	24.9770	24.9171
304.8415	305.0415	KWD	299.4864	299.3236	299.1608	298.4444
25.5995	25.7195	QAR	25.0966	25.0830	25.0693	25.0092
13.9309	14.1009	CNY	13.6178	13.6104	13.6030	13.5704

2.(A) Usance Rate:

Currency	30 DAYS	60 DAYS	90 DAYS	120 DAYS	180 DAYS
USD	91.1950	90.5050	89.8150	89.1250	87.7450
GBP	110.6066	109.7679	108.9291	108.0904	106.4128
EUR	94.7070	93.9881	93.2693	92.5504	91.1127

2.(B) Forward Rates (Its an indicative rate, actual should be collected from the dealing room):

	Currency	30 DAYS	60 DAYS	90 DAYS	180 DAYS
Selling Rate	USD	93.5425	94.0850	94.6275	96.2550
Buying Rate	USD	92.3595	92.8190	93.2785	94.6570

NOTE: AD branches are requested to collect actual dealing rate for import payment & outward remittance from dealing room as per the latest circular. **Please note that Bank reserves the right to adjust the difference amount due to rate fluctuation.**

3. Selling and Buying Rates of Foreign Currency Notes (Cash) for 1 Unit of Foreign Currency against BDT:

SELLING	CURRENCY	BUYING	SELLING	CURRENCY	BUYING
94.6000	USD	93.2000	104.0000	EUR	98.0000
122.5000	GBP	115.5000	26.6000	AED	25.2000
25.6000	SAR	24.2000	70.7500	SGD	66.7500
70.5000	AUD	65.5000	21.8000	MYR	20.4000
77.5000	CAD	73.0000	0.8500	JPY	0.7000
25.5000	QAR	24.5000	1.2600	INR	1.1700
297.0000	KWD	281.0000	11.0000	HKD	8.5000
13.5000	CNY	11.0000	238.0000	BHD	228.0000
240.0000	OMR	231.0000	3.1200	THB	3.0000

NOTE: Cash selling and buying rates for all other currencies will be same as TT & OD and OD Transfer respectively mentioned under serial number 1.

4. Deposit Rates:

(A) NFCD/RFC Interest Rate	1 Month	3 Months	6 Months	12 Months
USD	0.8800%	1.4400%	1.9900%	2.6700%
GBP	1.0000%	1.3000%	1.7400%	1.7400%
EUR	0.0000%	0.0000%	0.0000%	0.0000%

(B) FC Interest Rate	USD	GBP	EUR
Interest Rate	0.8800%	1.0000%	0.0000%

Note: Interest on USD, EUR & GBP FC account is applicable only for balance not less than USD 1000, GBP 500 or equivalent in other currencies lying in the accounts for one month or longer period as per GFET, Vol-1 of Bangladesh Bank.

5. LIBOR Rate:

Currency	1 Month	3 Months	6 Months	12 Months
USD	1.3240%	1.8289%	2.5101%	3.3699%


6. Indicative Cross Rate of 1 USD with ACU mechanism countries:


Currency	PKR	INR	LKR	NPR	IRR	MMK	BTN	MVR
USD 1 =	203.5000	78.0300	349.2400	124.8500	42000.0000	1850.0000	78.0090	15.4200


7. Indicative Cross Rates in Tokyo/Hongkong/Singapore Market

	GBP/USD	EUR/USD	AUD/USD	USD/JPY	USD/SGD	USD/CAD	USD/MYR	USD/CHF	USD/CNY
Selling	1.2160	1.0422	0.6947	134.3500	1.3930	1.2892	4.4220	0.9963	6.7387
Buying	1.2156	1.0418	0.6941	134.4000	1.3931	1.2896	4.4260	0.9968	6.7410

N.B: All the quoted rates are indicative and subject to change without prior notice. Processed by Farah Diba Tania and Checked by Md. Abu Munayem.


EMAM HOSSAIN
PRINCIPAL OFFICER


MD. MANIRUZZAMAN
ASSISTANT GENERAL MANAGER


MD. MOKHLESUR RAHMAN
DGM & HEAD OF TREASURY