



Exchange Rate Circular No. 114/22

Effective Date: Monday, June 20, 2022

Phone No. 02223384902, 02223383978
E-mail : treasury@agranibank.org
agranidealers@gmail.com

1. Dealing rates of Agrani Bank Limited for 1 Unit of Foreign Currency against BDT:

SPOT SELLING		Currency	SPOT BUYING			
T.T & O.D	B.C.		TT CLEAN	TT DOC	OD Sight Exp Bill	OD Transfer
93.0000	93.0000	USD	92.0000	91.9500	91.9000	91.6800
117.7599	117.8599	GBP	112.3488	112.1976	111.8964	111.4772
101.5418	101.6418	EUR	96.4024	96.2498	96.0472	95.6457
0.7234	0.7254	JPY	0.6820	0.6824	0.6833	0.6847
65.9001	66.3001	AUD	63.8492	63.8144	63.7797	63.6268
73.0720	73.2920	CAD	70.4611	70.4227	70.3843	70.2151
98.4135	98.4935	CHF	94.8098	94.7581	94.7064	94.4789
9.2755	9.4455	SEK	8.9987	8.9938	8.9888	8.9671
11.9774	12.0774	HKD	11.6893	11.6829	11.6766	11.6485
69.1093	69.2593	SGD	66.2137	66.1776	66.1416	65.9829
21.2364	21.3964	MYR	20.8348	20.8235	20.8121	20.7622
24.8861	25.0461	SAR	24.4583	24.4450	24.4316	24.3730
25.4427	25.5627	AED	25.0042	24.9906	24.9770	24.9171
304.7823	304.9823	KWD	299.3792	299.2164	299.0536	298.3375
25.6589	25.7789	QAR	25.2208	25.2071	25.1934	25.1330
14.0626	14.2326	CNY	13.7505	13.7430	13.7355	13.7026

2.(A) Usance Rate:

Currency	30 DAYS	60 DAYS	90 DAYS	120 DAYS	180 DAYS
USD	91.1950	90.5050	89.8150	89.1250	87.7450
GBP	111.3636	110.5191	109.6746	108.8301	107.1411
EUR	95.6554	94.9294	94.2033	93.4773	92.0253

2.(B) Forward Rates (Its an indicative rate, actual should be collected from the dealing room):

	Currency	30 DAYS	60 DAYS	90 DAYS	180 DAYS
Selling Rate	USD	93.5425	94.0850	94.6275	96.2550
Buying Rate	USD	92.3595	92.8190	93.2785	94.6570

NOTE: AD branches are requested to collect actual dealing rate for import payment & outward remittance from dealing room as per the latest circular. **Please note that Bank reserves the right to adjust the difference amount due to rate fluctuation.**

3. Selling and Buying Rates of Foreign Currency Notes (Cash) for 1 Unit of Foreign Currency against BDT:

SELLING	CURRENCY	BUYING	SELLING	CURRENCY	BUYING
96.0000	USD	94.1000	104.0000	EUR	98.0000
122.5000	GBP	115.5000	26.8000	AED	25.8000
26.0000	SAR	25.0000	71.0000	SGD	67.7500
70.5000	AUD	65.5000	21.9000	MYR	20.7000
77.5000	CAD	73.0000	0.8500	JPY	0.7000
26.0000	QAR	25.0000	1.2600	INR	1.2000
300.0000	KWD	285.0000	11.0000	HKD	8.5000
13.5000	CNY	11.0000	238.0000	BHD	228.0000
240.0000	OMR	231.0000	3.1200	THB	3.0000

NOTE: Cash selling and buying rates for all other currencies will be same as TT & OD and OD Transfer respectively mentioned under serial number 1.

4. Deposit Rates:

(A) NFCD/RFCD Interest Rate	1 Month	3 Months	6 Months	12 Months
USD	0.8800%	1.4400%	1.9900%	2.6700%
GBP	1.0000%	1.3000%	1.7400%	1.7400%
EUR	0.0000%	0.0000%	0.0000%	0.0000%

(B) FC Account	USD	GBP	EUR
Interest Rate	0.8800%	1.0000%	0.0000%

Note: Interest on USD, EUR & GBP FC account is applicable only for balance not less than USD 1000, GBP 500 or equivalent in other currencies lying in the accounts for one month or longer period as per GFET, Vol-1 of Bangladesh Bank.

5. LIBOR Rate:

Currency	1 Month	3 Months	6 Months	12 Months
USD	1.6123%	2.0959%	2.7804%	3.5859%


6. Indicative Cross Rate of 1 USD with ACU mechanism countries:


Currency	PKR	INR	LKR	NPR	IRR	MMK	BTN	MVR
USD 1 =	208.5000	77.9425	356.8400	124.7100	42000.0000	1850.0000	77.9346	15.4200


7. Indicative Cross Rates in Tokyo/Hongkong/Singapore Market

	GBP/USD	EUR/USD	AUD/USD	USD/JPY	USD/SGD	USD/CAD	USD/MYR	USD/CHF	USD/CNY
Selling	1.2243	1.0526	0.6957	134.8600	1.3858	1.3003	4.4000	0.9666	6.6750
Buying	1.2239	1.0522	0.6951	134.8900	1.3863	1.3007	4.4030	0.9671	6.6761

N.B: All the quoted rates are indicative and subject to change without prior notice. Processed by Farah Diba Tania and Checked by Md. Abu Munayem.


EMAM HOSSAIN
PRINCIPAL OFFICER


MD. MANIRUZZAMAN
ASSISTANT GENERAL MANAGER


MD. MOKHLESUR RAHMAN
DGM & HEAD OF TREASURY