

Agrani Bank Limited

For the Use of ADs of
Agrani Bank Limited

Treasury Division
Dealing Room (Front Office)
Head Office, Dhaka



Exchange Rate Circular No. 200/22

THURSDAY

Effective Date: 27-Oct-2022 To 29-Oct-2022

Phone No. 02223384902, 02223383978
E-mail : treasury@agranibank.org
agranidealers@gmail.com

1. Dealing rates of Agrani Bank Limited for 1 Unit of Foreign Currency against BDT:

SPOT SELLING		Currency	SPOT BUYING			
T.T & O.D	B.C.		TT CLEAN	TT DOC	OD Sight Exp Bill	OD Transfer
105.7500	105.7500	USD	99.5000	99.5000	99.5000	99.5000
120.4209	120.6209	GBP	115.5693	115.5693	115.5693	115.5693
105.0903	105.0903	EUR	100.1567	100.1567	100.1567	100.1567
0.7227	0.7232	JPY	0.6798	0.6798	0.6798	0.6798
69.8318	70.2318	AUD	64.4158	64.4158	64.4158	64.4158
79.5022	79.7222	CAD	73.0535	73.0535	73.0535	73.0535
109.4080	109.4880	CHF	100.5110	100.5110	100.5110	100.5110
77.2134	77.3634	SGD	70.5779	70.5779	70.5779	70.5779
22.5522	22.7122	MYR	21.0429	21.0429	21.0429	21.0429
28.2400	28.4000	SAR	26.4098	26.4098	26.4098	26.4098
28.9135	29.0335	AED	27.0459	27.0459	27.0459	27.0459
14.7831	14.9531	CNY	13.7550	13.7550	13.7550	13.7550

2.(A) Usance Rate:

Currency	30 DAYS	60 DAYS	90 DAYS	120 DAYS	180 DAYS
USD	98.6294	97.8831	97.1369	96.3906	94.8981
GBP	114.3080	113.4412	112.5745	111.7077	109.9742
EUR	98.9803	98.2292	97.4780	96.7268	95.2245

2.(B) Forward Rates (Its an indicative rate, actual should be collected from the dealing room):

	Currency	30 DAYS	60 DAYS	90 DAYS	180 DAYS
Selling Rate	USD	108.3785	109.0071	109.6356	111.5213
Buying Rate	USD	99.9975	100.4950	100.9925	102.4850

Note: AD branches are requested to collect actual dealing rate from dealing room.

3. Selling and Buying Rates of Foreign Currency Notes (Cash) for 1 Unit of Foreign Currency against BDT:

SELLING	CURRENCY	BUYING	SELLING	CURRENCY	BUYING
108.0000	USD	107.0000	112.0000	EUR	106.0000
128.0000	GBP	122.0000	31.0000	AED	29.0000
29.5000	SAR	28.0000	81.0000	SGD	75.0000
75.0000	AUD	70.0000	24.5000	MYR	22.0000
85.0000	CAD	79.0000	0.9000	JPY	0.7500
30.0000	QAR	28.0000	1.4000	INR	1.3500
350.0000	KWD	330.0000	11.0000	HKD	8.5000
13.5000	CNY	11.0000	275.0000	BHD	265.0000
280.0000	OMR	270.0000	3.2000	THB	2.9000

NOTE: Cash selling and buying rates for all other currencies will be same as TT & OD and OD Transfer respectively mentioned under serial number 1.

LIBOR & SOFR:	Benchmark	1 Month	3 Months	6 Months	12 Months
	LIBOR	3.6323%	4.3739%	4.9319%	5.3934%
	SOFR	3.6461%	4.0539%	4.4463%	4.7170%

5. Deposit Rates:

(A) NFCD/RFCD Interest Rate	1 Month	3 Months	6 Months	12 Months
USD	2.8800%	3.4000%	3.9500%	4.4700%
GBP	2.2500%	2.8300%	3.6100%	3.6100%
EUR	0.0000%	0.0000%	0.0000%	0.0000%

(B) FC Account	USD	GBP	EUR
Interest Rate	2.8800%	2.2500%	0.0000%

Note: Interest on USD, EUR & GBP FC account is applicable only for balance not less than USD 1000, GBP 500 or equivalent in other currencies lying in the accounts for one month or longer period as per GFET, Vol-1 of Bangladesh Bank.


6. Indicative Cross Rate of 1 USD with ACU mechanism countries:


Currency	PKR	INR	LKR	NPR	IRR	MMK	BTN	MVR
USD 1 =	220.5000	82.1240	363.0000	132.3600	42000.0000	2093.7000	81.9820	15.4200


7. Indicative Cross Rates in Tokyo/Hongkong/Singapore Market

	GBP/USD	EUR/USD	AUD/USD	USD/JPY	USD/SGD	USD/CAD	USD/MYR	USD/CHF	USD/CNY
Selling	1.1619	1.0070	0.6490	146.3200	1.4060	1.3566	4.7100	0.9864	7.2169
Buying	1.1615	1.0066	0.6484	146.3700	1.4068	1.3570	4.7150	0.9868	7.2180

N.B: Please note that Bank reserves the right to change the quoted rates without prior notice and adjust the difference amount due to rate fluctuation. Processed by Farah Diba Tania and Checked by Md. Abu Munayem.


EMAM HOSSAIN
PRINCIPAL OFFICER


MD. MANIRUZZAMAN
ASSISTANT GENERAL MANAGER


MD. MOKHLESUR RAHMAN
DGM & HEAD OF TREASURY